



# ANNUAL REPORT

2015







## TABLE OF CONTENTS

<b>Vision .....</b>	<b>1</b>
<b>Board and Executive .....</b>	<b>2</b>
<b>President's Report.....</b>	<b>3</b>
<b>Finance Director's Report .....</b>	<b>5</b>
<b>General Manager's Report.....</b>	<b>7</b>
<b>Events .....</b>	<b>9</b>
Greater Public School Volleyball .....	9
2015 Annual Awards Evening.....	9
<b>Development .....</b>	<b>10</b>
Development Camps .....	10
Referee Courses.....	10
Coaching Courses.....	10
<b>Queensland Schools Cups .....</b>	<b>11</b>
Primary Schools Cup .....	11
Junior Schools Cup.....	11
Senior Schools Cup .....	11
Beach Schools Cup.....	11
<b>Beach Volleyball Competitions.....</b>	<b>12</b>
2015/2016 Queensland Beach Volleyball Tour .....	12
Queensland Beach Volleyball Awards .....	12
Queensland Junior Beach Volleyball Championships.....	12
<b>Indoor Volleyball Competitions.....</b>	<b>13</b>
Queensland State Championships.....	13
Premier Volleyball League .....	13
Metro League .....	13
Spiker Sports Volleyball - Somerville House.....	13
<b>Representative .....</b>	<b>14</b>
Australian Junior Volleyball Championships .....	14
Australian Junior Beach Volleyball Championships .....	14
Australian Volleyball League .....	14

<b>APPENDIX A: Primary Schools Cup Results .....</b>	<b>15</b>
Year 6 Boys .....	15
Year 4/5 Boys .....	15
Year 6 Girls.....	15
Year 4/5 Girls .....	16
Primary Schools Cup - Champion School.....	17
<b>APPENDIX B: Junior Schools Cup Results .....</b>	<b>18</b>
Year 10 Boys .....	18
Year 9 Boys .....	19
Year 8 Boys .....	19
Year 7 Boys .....	19
Year 10 Girls.....	20
Year 9 Girls.....	21
Year 8 Girls.....	22
Year 7 Girls.....	22
Junior Schools Cup - Champion Aggregate School .....	23
Junior Schools Cup - Champion Honours School.....	24
<b>APPENDIX C: Senior Schools Cup Results .....</b>	<b>25</b>
Open Boys.....	25
Senior Boys .....	26
Open Girls .....	27
Senior Girls.....	28
Senior Schools Cup - Champion Aggregate School.....	29
Senior Schools Cup - Champion Honours School .....	30
<b>APPENDIX D: Combined Schools Cup Results .....</b>	<b>31</b>
Overall Champion - Aggregate School (combined results from SSC and JSC).....	31
Overall Champion - Honours School (combined results from SSC and JSC Honours divisions).....	33
<b>APPENDIX E: Beach Schools Cup Results .....</b>	<b>34</b>
Boys .....	34
Girls.....	34
Beach Schools Cup - Champion School.....	35

<b>APPENDIX F: Queensland Beach Volleyball .....</b>	<b>36</b>
Queensland Beach Volleyball Tour Results .....	36
Queensland Junior Beach Volleyball Championships.....	37
Queensland Beach Volleyball Awards .....	37
Australian Junior Beach Volleyball Championships.....	37
<b>APPENDIX G: Queensland Indoor Volleyball.....</b>	<b>38</b>
Queensland State Championships.....	38
Premier Volleyball League .....	39
Australian Junior Volleyball Championships .....	40
<b>APPENDIX H: Photographs .....</b>	<b>41</b>
<b>2015 Audited Financial Report .....</b>	<b>52</b>



## **VISION**

**“To foster the sport of volleyball as a human endeavour”**

### **Mission Statement**

Volleyball Queensland (VQ) shall promote and develop the sport of volleyball as a human endeavour to all who wish to participate. This shall be achieved through the provision of an organisational framework that develops and delivers indoor, outdoor, beach and recreational volleyball in Queensland for the benefits of participants.

### **About Us**

Volleyball Queensland (VQ) is a not-for-profit, member organisation with a strong focus on increasing volleyball participation within the community. VQ is comprised of a number of affiliated associations and clubs from across Queensland, who elect a Board of Management. VQ is funded through a variety of sources including competitions, leagues, feature events, corporate partnerships and the support of the Queensland Government. Incorporating both indoor and beach disciplines, VQ provides formats for volleyball to be enjoyed by players young and old, experienced and novice.

## ***BOARD AND EXECUTIVE***

### **Board of Management**

Board Member #1	Terry Rudder (Vice-President)
Board Member #2	Adam Pollock
Board Member #3	Boris Georgieff (President)
Board Member #4	Brenden Turner
Board Member #5	Rhiannon Tooker
Board Member #6	Kevin Howard
Board Member #7	Russell Egan

### **Staff**

General Manager	Jon Gibbs
Events Coordinator	Damien Searle
Member Services Coordinator	Tyler Hayes
Database Coordinator (Casual)	Jill Kelly
Bookkeeper (Part time)	Susan McQuinn
IT Coordinator (Casual)	Dave Kelly
Administration Officer (Part time)	Victoria Cameron

### **Queensland Volleyball Referee Committee (QVRC)**

Russell Egan (Chairman)  
Shane Clouston  
Darren Grimsey  
Jaek Passier  
Tanya Trevilyan

### **Queensland Beach Volleyball Committee (QBVC)**

Brenden Turner (Chairman)  
Jacinta Brownsey  
Tash Chaplin  
Craig Gillett  
Joel Groberg  
Peter Jones  
Shanon Zunker





## **Volleyball Queensland Schools Sub-Committee**

Ron Mackay (Chairman)  
Murray Bowman  
Roy Bruynius  
Jon Gibbs  
Richard James  
Adam Pollock

## **Sponsors**

Department of National Parks, Recreation, Sport and Racing  
Logan City Council  
Mikasa

## **Affiliations**

Volleyball Australia  
QSport  
Queensland Olympic Council (QOC)

## **PRESIDENT'S REPORT**

Volleyball Queensland (VQ) achieved yet another year of positive growth in 2015. Our membership grew by 6.7% to 6269 (up from 5918 in 2014), but this is likely to reduce in 2016 as we re-classify approximately 900 U/13 members who compete at our Primary Schools Cup event from “members” to “participants”. We also welcomed Artists Envision Health Incorporated (AEHI) as our newest (and 18th) affiliated association this year. AEHI is a multi-cultural organisation which fosters equal opportunities and multi-facet participation for all members including the facilitation of volleyball programs and competitions.

The Queensland Government continues to support VQ through its Industry Development Program (QSRIDP). Our organisation could not operate without the generous support of the Queensland Government, which continues to set the national benchmark in supporting the sports industry and in particular, the community sport sector.

We adopted a new constitution unanimously at a Special General Meeting in February 2015 and I thank our affiliates and stakeholders for their input and support throughout this process. As part of the changes, Board positions are now transitioning to three year terms.

Volleyball Queensland hosted two international men's indoor volleyball matches between the Australian Volleeyroos and China. Both matches were played in front of significant crowds at the 2000-seat Logan Metro Indoor Sports Centre and were staged to coincide with the 2015 Annual General Meeting. The generous support of the Logan City Council allowed VQ to host the two-match series in Logan and the Mayor, Pam Parker, hosted a civic reception for both teams. The VQ Board is always looking for opportunities to host international events in Queensland and to deliver high quality events.

Our Queensland Schools Cup series of four (4) events continued at record entry levels. Our state league competition, Premier Volleyball League (PVL), consolidated at The Gap State High School and Brisbane State High School with a record 61 teams from 11 clubs. The Queensland Beach Volleyball Tour (QBVT) continued to strengthen and grow under Damien Searle's leadership with 15 tournaments delivered by 9 promoters, including new events for Mixed Pairs and another for Four-a-Side.

The financial result of a \$5,856 deficit was disappointing. The VQ Board and the operational staff undertook a major review of all programs and activities at the end of 2015. Based on the outcomes of the review, a number of activities have been revised or deleted from the 2016 Operational plan and we are confident that next year will see significant improvement.

On the court, Queensland performed well in all four national championships in 2015:

- 1st overall - Australian Junior Beach Volleyball Championships, Glenelg SA (April 2015)
  - ◇ National Champions U/23 Men – Matt Mechia & Matt Willmott
  - ◇ National Champions U/23 Women – Phoebe Bell & Katie Sullivan
  - ◇ National Champions U/19 Men – Bryce Poland & Marcus Ferguson

- 1st overall - Australian Junior Volleyball Championships, Canberra ACT (September 2015)
  - ◊ National Champions U/19 Women – Grant Robertson (Coach)
  - ◊ National Champions U/17 Men Championship – Paul Begg (Coach)
  - ◊ National Champions U/17 Men Challenger Division – Paul Doneley (Coach)
- 5th - Women's Australian Volleyball League
- 2nd - Men's Australian Volleyball League

On behalf of the Board, I would like to sincerely thank the Volleyball Queensland staff for their professionalism, dedication and commitment – Jon Gibbs, Damien Searle, Will Thwaite, Tyler Hayes, Susan McQuinn, Jill Kelly, and Victoria Cameron.

I would also like to thank my fellow Board members for their active contributions during 2015. We welcomed Rhiannon Tooker onto the Board, who brings a wealth of experience as an athlete through school volleyball in Gladstone, NCAA Division 1 (Pac-12) at the University of Oregon, and the 2015/16 professional season playing in Finland.

I thank our AVL sponsors that supported our men's and women's programs in 2015. In particular, the generous support of our AVL naming rights sponsor Suzuki, as well as our clothing sponsor Game Clothing. The continued support from Mikasa, Yellow Cabs, Gotzinger, Oktoberfest, and Pivotal Motion Physiotherapy was an important contribution to the success of the AVL programs.

Finally, I acknowledge the significant support we continue to receive from the Queensland Government, Volleyball Australia, Queensland Academy of Sport, and the Logan City Council.

Boris Georgieff

**President**

## **FINANCE DIRECTOR'S REPORT**

Volleyball Queensland delivered a \$5,856 deficit in 2015, which came on the back of four under-performing projects (out of 44 conducted) this year:

- National Club Championships failed to grow in its second year and will not return in 2016 (\$2,563 loss).
- Australia vs China international men's volleyball in May 2015 (\$5,363 loss).
- Inaugural Junior Pirates Camp held in Toowoomba during September 2015 (\$2,292 loss).
- West End beach volleyball facility which closed in April 2016 (\$11,859 shortfall).

The remainder of VQ events continue to perform well financially. Strong revenue growth was recorded in Membership and Schools Cup activities, as well as record entries in the growing Premier Volleyball League. Following changes to the format for Australian Junior Volleyball Championships, State Team numbers are expected to stabilise in 2016.

VQ has been awarded hosting rights to AJVC for the next three years, 2016 to 2018, and will be organising this annual tournament at the new 8-court Commonwealth Games venue, Coomera Indoor Sports Centre. This will provide an additional revenue stream for VQ.


Total revenue increased in 2015 by \$17,674 (1.7%) to \$1,268,586. Next year, this is expected to further increase through expanded state team programs for AJVC and AVL and continued growth in PVL. VQ's accounts continue to reflect a stable, well-managed organisation with a strong range of core activities. The deficit reflects minor variances on budgeted expense results and reinforces the need for VQ to operate on a larger margin in its activities.

The Board and General Manager undertook a strategic review of VQ's staffing, programs, and pricing at the end of 2015 to increase core profitability. The reason for this is to strengthen VQ so we can weather financial shocks. In order to achieve this stability, the Board set the goal of delivering a regular annual profit of \$50,000, accumulating a net equity of \$250,000 by 31 December 2020.

This will be delivered by:

- Re-organising the VQ administration staffing structure;
- Ceasing unprofitable and unproductive activities; and
- Increasing prices of events while delivering a valued product

The current Volleyball Australia player capitation negotiation presents a large unknown for VQ's financial stability in the future. VA is seeking to increase the revenue derived from State affiliates in order to fund its administration. To date VQ has refused to agree to this request until a value proposition is offered by VA in exchange for any increased revenue.



The states are currently deadlocked with VA, and VQ faces a potential compulsory levy against its players participating in all VA events, or alternatively an increase to capitation rates without the states' agreement. This is a serious issue which defines the nature of Volleyball Australia Inc and VQ will continue to negotiate and lobby in our members' best interests.

VQ has delivered a stable financial performance in the face of modest event losses which have been addressed and I expect 2016 to be a strong profit in line with our new financial plan.

Russell D Egan  
**Finance Director**

## **GENERAL MANAGER'S REPORT**


This is my eighth year as General Manager and I am pleased to report that 2015 continued our trend of sustainable growth in our revenue, membership, and affiliation. Our office was supported in peak periods and special projects by some excellent people this year – Dave Kelly, Will Thwaite, Kent Scotney, and Patti McIntosh. I thank them all for their contribution. I am also privileged to have many Board members playing active roles across a wide variety of VQ activities.

I would like to thank all the members of our three Board Sub-Committees and make special mention of the respective Chairs – Ron Mackay (VQ Schools Sub-Committee), Russell Egan (Qld Volleyball Referees Committee) and Brenden Turner (Queensland Beach Volleyball Committee).

The highlight for volleyball this year was undoubtedly hosting two men's international indoor volleyball "friendly" matches between Australia and China in May 2015 at Logan Metro Indoor Sports Centre. Over two days, 2700 paying spectators saw world-class men's volleyball at this wonderful facility. Whilst the teams each won a match, Australia took the inaugural perpetual trophy on sets count-back.

Premier Volleyball League (PVL) expanded to another record in its second year on Sundays at The Gap State High School and Brisbane State High School – 61 teams from 11 affiliated clubs. State Championships continued to grow as we introduced our first junior division. This event will move to the new 8-court facility at Coomera Indoor Sports Centre as soon as this facility is completed for the upcoming 2018 Gold Coast Commonwealth Games. We anticipate this move will be delayed until 2017. The second National Club Championships, under sanction from Volleyball Australia, at Easter 2015 again attracted only modest entries and suffered a number of late withdrawals that forced the cancellation of the women's division. This event will not return next year. Meanwhile, our Metro League (Churchie) and Spiker Sports (Somerville House - Indoor) social leagues continued to operate at capacity and improve their financial performance. Our beach volleyball facility at West End was a significant disappointment financially and continued to lose teams. A strategic review of the ongoing viability of this facility commenced towards the end of 2015.

Due to overwhelming popularity and venue capacity, we split our awards dinners into two separate events in 2015 – Beach Awards in April at BCIS Newmarket and Indoor Awards in October at Broncos Leagues Club. Our Queensland Beach Volleyball Tour (QBVT) grew to 15 events and 9 promoters as the series attracted more participants under the experienced leadership of Damien Searle. Our AVL program achieved strong spectator and sponsor support. We are grateful to our AVL sponsors at Suzuki, Game Clothing, Gotzinger, Oktoberfest, Pivotal Motion Physiotherapy, and The Gap State High School.



Volleyball Queensland simply could not deliver its services without the wonderful support of its corporate sponsors – Queensland Government, Mikasa, and Logan City Council.

Finally, I would like to thank the VQ President, Boris Georgieff, for his continued leadership and support.

Jon Gibbs

**General Manager**



## EVENTS

### Greater Public School Volleyball

Volleyball Queensland renewed its formal agreement with the Greater Public School (GPS) Sports Association to provide qualified referees for its showcase matches during the GPS Volleyball season. This is the sixth year of the agreement with both parties continuing to build on opportunities to improve the standard of officiating in school volleyball.

### 2015 Annual Awards Evening

The VQ annual awards evening was held on Saturday, 31 October 2015 at Broncos Leagues Club in Red Hill, with a total of 134 people attending. Jon Gibbs, Volleyball Queensland's General Manager was the MC for the evening. The night was a success with positive responses from attendees.

Awards from the previous twelve months of volleyball were presented including those for Junior State Teams and the Queensland Beach Volleyball Tour. A brief summary of the major awards presented is as follows:

*2015 PVL Club Champions*  
Brisbane Volleyball Club

*Affiliate of the Year*  
Brisbane Volleyball Club

*Indoor Referee of the Year*  
Lachlan Reardon

*Coach of the Year*  
Todd Kropp

*Distinguished Service Award*  
Brenden Turner

*Distinguished Service Award*  
Shane Clouston



## **DEVELOPMENT**

### **Development Camps**

Every year, VQ holds a number of development camps each aimed at different skills and ages of junior players. The camps are offered at various times of the year to complement relevant leagues and events.

#### *Junior Pirates Camp*

Junior Pirates Camps were run at Boondal Entertainment Centre in January, at The Gap State High School in July, and at Harristown High School in September. The camps introduce and develop the skill levels of our state's high school volleyball players. The camps are open to juniors of all skill levels, from beginners to trained athletes, and is a great opportunity for students to refine their techniques whilst having fun during the school holidays.

#### *Future Stars*

Future Stars development camps are held in November with the purpose of identifying potential elite junior players and providing an opportunity for them to further their skills. Talent identification is carried out at Senior and Junior Schools Cup to find appropriate athletes. 2015 Future Stars camps continued with three camps with age groups of U15, U16, and U17. Athletes in all age groups undergo a range of physiological assessments and performance benchmarking tests to establish height, weight, standing and spike reach, agility, and general fitness levels as well as participating in training drills and games. The three camps held over weekends were attended by 190 girls and 120 boys.

### **Referee Courses**

In 2015, VQ hosted 15 District level referee courses in Brisbane, Ipswich, Gold Coast, Toowoomba, and Thursday Island. As a result, 200 new referees received accreditation at a district level. Currently in Queensland there are 1056 qualified referees.

### **Coaching Courses**

Volleyball Queensland delivered ten Level 1 volleyball coaching courses in 2015. These were held in Brisbane, Townsville, Ipswich, Gold Coast, Toowoomba, and Thursday Island. Many of these courses were facilitated in partnership with the Get Active Queensland Accreditation Program (GAQAP) which aims to provide skills and accreditations to teachers and people involved with schools and community groups. In total, these courses have produced 184 newly accredited Level 1 coaches in Queensland. Currently in Queensland there are over 400 qualified coaches.

## **QUEENSLAND SCHOOLS CUP**

### **Primary Schools Cup**

Primary Schools Cup (PSC) was held on 27 August 2015 at Craigslea State High School on Brisbane's Northside. Played under the rules of Spikezone on grass, PSC is a valuable introduction to competitive volleyball for all students involved. For the first time ever, the tournament featured teams from years 4, 5 and 6 (Year 7 now being included in high school). Teams in the first division of grade 6 enjoyed games across three playing surfaces: grass, wood (indoor), and sand. The PSC tournament saw 933 participants competing from 11 schools.

The final placings for each division can be found in Appendix A.

Volleyball Queensland would like to thank Bruce Mann, his staff, and students from the Craigslea State High School Volleyball Academy for their continued assistance in delivering this event.

### **Junior Schools Cup**

Junior Schools Cup (JSC) was held on 16-18 October 2015 across seven separate venues in Brisbane and Logan. The JSC tournament has seen the number of entries remain strong with 254 teams competing from 74 schools in 2015 drawn from Year 7 (new divisions in 2015), Years 8, 9, and 10.

The final placings for each division can be found in Appendix B.

In 2016 Junior Schools Cup will feature only years 7 and 8, with years 9 and 10 moving to the new Intermediate Schools Cup (20-22 May 2016 in Toowoomba).

### **Senior Schools Cup**

In 2015, Senior Schools Cup (SSC) was held on 7-9 August 2015 across eight different venues in Toowoomba. The three day tournament saw 182 teams competing from 80 schools across our state.

The final placings for each division can be found in Appendix C.

This tournament would not be possible without the support and involvement of Toowoomba Volleyball Association and Ron Mackay of Queensland School Volleyball.

### **Beach Schools Cup**

Beach Schools Cup was held at Sutton's Beach, Redcliffe on 15-16 March 2015. Matches were played on Sunday and Monday in senior pairs, senior 4's, and junior 4's divisions. A total of 73 teams competed at the tournament, hailing from 18 schools across Queensland.

The final placings for each division can be found in Appendix D.

Thank you to Moreton Bay Regional Council for their assistance in securing Sutton's Beach for Beach Schools Cup.

## **BEACH VOLLEYBALL COMPETITIONS**

### **2015/16 Queensland Beach Volleyball Tour**

This summer's Queensland Beach Volleyball Tour featured 15 tournaments, from Cairns to the Gold Coast, and was presented by 9 different promoters. For the first time, junior divisions were included at selected events, where participants gathered points towards participation in the junior divisions of the QLD Championships (formerly the Tour Finals). Also for the first time, The Queensland Open was included as part of a National Tour, and attracted numerous interstate players. In total 357 players (53% male, 47% female) took part during the QBVT season, a slight decrease from last season. However, the total number of entries increased by 12%, suggesting existing players are playing more tournaments.

The Tournament calendar and winners table can be found in Appendix E.

The 2015/16 was the second season for the Beach Volleyball Committee, who's remit is to make suggestions for improvement to the QBVT and to assist with the organisation of the new VQ Beach Volleyball Annual Awards.

### **QLD Beach Volleyball Awards**

With the Rio 2016 Olympics fast approaching, the awards night had a Brazilian/Olympics theme and featured the award winners as voted by the players.

A table of award winners can be found in Appendix E.

### **QLD Junior Beach Volleyball Championships**

The Queensland Junior Beach Volleyball Championships (QJBVC) were held on 19 December 2015 at Sandstorm, Brisbane. The winners of each division can be found in Appendix E.

## **INDOOR VOLLEYBALL COMPETITIONS**

### **Queensland State Championships**

The Queensland State Championships were held on 31 July — 2 August in 2015. The tournament has continued to grow attracting both regional and metropolitan teams. The Championship division is intended to be the highest level of competition in Queensland and is only open to Volleyball Queensland affiliates. In 2015, an Under 21 division was added for the first time, with five men's team taking up the opportunity to compete.

### **Premier Volleyball League**

The Premier Volleyball League (PVL) is the highest level of volleyball played on a weekly basis in South-East Queensland. In 2015, the season began in April, and ran through a 17-round season to the end of August.

2015 saw PVL grow to a total of 61 teams from 11 different affiliates. The Junior divisions are growing and are well supported by the clubs. A list of winning Clubs can be found in Appendix F.

### **Metro League**

Metro League continued in 2015 with three successful seasons of competition. Metro League has continued to see steady growth in recent years. Metro League remains to be a great opportunity for Brisbane based clubs and schools to enter teams into a separate men's and women's year-round competition. Brad Flavel has made a valuable contribution to managing this competition.

### **Spiker Sports - Somerville House**

In 2015, the Spiker Sports competition at Somerville House consolidated the growth that was seen in the previous year. The competition manager is Sharon Williams from Dragons Volleyball Association who continues to do an excellent job.

## **REPRESENTATIVE**

### **Australian Junior Volleyball Championships**

In 2015, the Australian Junior Volleyball Championships (AJVC) were held in Canberra, ACT from 27 September — 1 October 2015. Queensland sent a contingent of eight teams that included four men's and four women's teams to contest their respective national titles. Each and every athlete put in an outstanding effort during the week, which saw Queensland compete in six grand finals and winning five of those matches. This great accomplishment is a credit to both the coaches and players. At the end of the week, Queensland was awarded the President's Cup as the champion state in Australia for the third year in a row maintaining an unprecedented record of winning the cup nine out of the last ten years.

Volleyball Queensland would also like to acknowledge the athletes who were given the honour of being selected in the 2015 AJVC All Star Sevens for their age groups. Please see Appendix F.

Each junior Queensland team awards two athletes each year, for being the Most Valuable Player and Most Improved Player. These awards were presented at the VQ annual awards night. These awards and divisional winners can be found in Appendix G.

### **Australian Junior Beach Volleyball Championships**

The 2016 Australian Junior Beach Volleyball Championships (AJBVC) were held at Glenelg Beach, Adelaide, South Australia on 7-10 April 2016. The Queensland contingent comprised 18 teams, including for the first time the U15 age group. Clearly the cool, dry conditions suited the Queenslanders as they dominated, contesting an unprecedented seven of the eight gold medal matches (including an all-QLD affair in the U17 boys) and doubling the points tally of the next nearest state (VIC) for the Andy Burdin Shield, awarded to the best state. The results are listed in Appendix F.

### **Australian Volleyball League**

The Australian Volleyball League (AVL), the national indoor league for men and women, has developed in format over the past few years, servicing the various demands of elite men's and women's volleyball, drawn from club/state volleyball players.

The 2015 season was a one of mixed results for the Qld Pirates. This season saw the introduction of a conference system, replacing the round-robin system of previous years. The Pirates played home and away games against the Auckland Orcas, UTSSU (NSW), and Canberra Heat, with two games each per round. At the end of the regular season the Pirates Women had a 5-7 win-loss ratio dominated by close 5-set matches, as reflected in their 26-24 set win-loss ratio.

Unfortunately this meant they narrowly missed out on advancing to the AVL Finals played in Melbourne.

In contrast, the Pirates Men had a 'perfect' 12-0 win-loss ratio for the regular season, only dropping 3 sets all season. The team carried this form into the finals, taking the semi final, despite losing one of the starting six early in the match. In what many reported as the finest games of domestic volleyball played in recent years, the Pirates men unfortunately went down to their old foes Canberra Heat in a closely contested final.



## APPENDIX A: Primary Schools Cup Results

### Year 6 Boys

	Competitive	Participation - Blue	Participation - Green
1	Woodridge	Woodridge 3	Camp Hill
2	Camp Hill	Craigslea 3	Pullenvale 2
3	Bellevue Park	Chatswood Hills	Woodridge 1
4	Chatswood Hills	Bellevue Park 1	Bellevue Park 2
5	Wishart	Craigslea 2	Kelvin Grove 1
6	St Columban's	Pullenvale	Craigslea 1
7	OLSCC	Kelvin Grove 2	OLSCC 2
8	Kelvin Grove	OLSCC 1	St Columban's
9=		Wishart	Woodridge 2
9=		Kelvin Grove 3	

### Year 4/5 Boys

	Competitive	Participation - Blue	Participation - Green
1	Kelvin Grove	Pullenvale	Craigslea 2
2	Camp Hill	Bellevue Park 4	OLSCC 1
3	Bellevue Park	Woodridge 3	Bellevue Park 2
4	Woodridge	Wishart	John Paul College
5	Craigslea	Bellevue Park 1	Woodridge 1
6	Wishart	Craigslea 1	Bellevue Park
7	St Columban's	OLSCC 2	OLSCC 2
8	OLSCC	Kelvin Grove	Woodridge 2
9		Camp Hill	

## Year 6 Girls

	Competitive	Participation - Blue	Participation - Green	Participation - Red
1	St Columban's	Craigslea 1	Chatswood Hills	Chatswood Hills 1
2	Woodridge	Woodridge 2	Woodridge 3	Pullenvale 3
3	Kelvin Grove	Pullenvale 5	Pullenvale	Craigslea 2
4	Bellevue Park	Pullenvale 1	Kelvin Grove 2	Kelvin Grove 4
5	Wishart	Chatswood Hills 3	St Columban's	Kelvin Grove 3
6	Chatswood Hills	St Columban's 2	Wishart 1	Wishart 2
7	Camp Hill	Kelvin Grove 1	Camp Hill	Woodridge 1
8	OLSCC	Bellevue Park 2	Bellevue Park 1	Pullenvale

## Year 4/5 Girls

	Competitive	Participation - Blue	Participation - Green	Participation - Red
1	Woodridge	St Columban's 2	Chatswood Hills 1	Woodridge 2
2	Bellevue Park	Kelvin Grove 1	Pullenvale 2	Bellevue Park 1
3	Kelvin Grove	St Columban's 4	Woodridge 3	Kelvin Grove 3
4	Camp Hill	Bellevue Park 3	John Paul College	St Columban's 3
5	St Columban's	Woodridge 5	St Columban's 1	Bellevue Park 4
6	Craigslea	Bellevue Park 5	Woodridge 4	Kelvin Grove 4
7	Wishart	Woodridge 1	Bellevue Park 2	Pullenvale 1
8	OLSCC	OLSCC 1	Craigslea 1	Chatswood Hills 2
9=			Kelvin Grove 2	Camp Hill
9=			OLSCC 2	

## Primary Schools Cup Champion School

	Name	Champion Points
1	Woodridge State School	123
2	Bellevue Park State School	81
3	Kelvin Grove State College	66
4	Chatswood Hills Primary	56
5	St Columban's Primary School	56
6	Craigslea State School	52
7	Camp Hill State Infants & Primary School	50
8	Pullenvale State School	50
9	Wishart State School	22
10	OLSCC - Dalby	8
11	John Paul College	6



## APPENDIX B: Junior Schools Cup Results

### Year 10 Boys

	Honours	Division 1	Division 2	Division 3
1	Holland Park	Mountain Creek	Citipointe	Nudgee
2	Aldridge	Harristown	Sheldon	Shalom
3	Craigslea	St Patrick's	St Edmund's	Beaudesert 1
4	Brisbane Grammar	Craigslea	The Gap	Toowoomba
5	Burnside	St Edmund's	St Joseph GT	Redeemer 2
6	Brisbane Boys	Woodcrest	St Patrick's	Tin Can Bay
7	Redlands	Shailer Park	Cannon Hill	Nanango
8	Springwood	Caloundra 2	Rochedale	Toolooa
9	St Laurence's	Padua		Beaudesert 2
10	Toowoomba Grammar	Redbank Plains		Dalby
11		Caloundra 1		Kelvin Grove 2
12		Benowa		Rochedale
13		Brisbane Grammar		Kelvin Grove 1
14				Redeemer 1
15				Chisholm

## Year 9 Boys

	Honours	Division 1	Division 2
1	Iona	St Paul's	Citipointe
2	Craigslea	Holland Park	Ormiston
3	Redlands	Nudgee	Sheldon
4	The Gap	Caloundra	Pacific Pines
5	St Laurence's	St Edmund's	Mansfield
6	St Peter's	Woodridge	Cannon Hill
7	Brisbane Grammar	Brisbane Boys	Shailer Park
8	Burnside	Shailer Park	Toowoomba Grammar
9	Harristown	Helensvale	Kelvin Grove
10	Benowa	St Joseph GT	Harristown
11		Brisbane Grammar	
12		St Patrick's	

## Year 8 Boys

	Division 1	Division 2
1	Brisbane Boys	Cleveland
2	St Edmund's	Nudgee
3	St Laurence's	Capalaba
4	Aldridge	The Gap
5	Craigslea 1	St Edmund's
6	Iona	Ferny Grove
7	Glasshouse	Burnside
8	Brisbane Grammar	Gympie
9	Redbank Plains	Sheldon
10	Shailer Park	Mountain Creek
11	Benowa	
12	Holland Park	
13	Caloundra	
14	Craigslea 2	

## Year 7 Boys

Division 1
St Edmund's
St Laurence's
Mountain Creek
Redeemer
Brisbane Grammar
Rochedale
Kelvin Grove 2
Kelvin Grove 1

## Year 10 Girls

	Honours	Division 1	Division 2	Division 3
1	Craigslea	Caloundra	Grace Lutheran	Mountain Creek
2	Nambour	Redbank Plains	The Glennie	Lockyer
3	Benowa	St Peter's	Browns Plains	Emmanuel
4	Harristown	Gympie	Capalaba	Hillbrook
5	Holland Park	Stretton	All Hallow's	Capella
6	Burnside	John Paul College	Pacific Pines	Nanango
7	Woodcrest	St Paul's School	Clayfield	Ormiston
8	Gladstone	Craigslea	Mundubbera	Ferny Grove
9		Nambour	Sheldon	Rochedale
10		Brisbane Girls Grammar	Redeemer	St Mary's
11		Redlands	Northlakes	Loreto
12		Shailer Park	Helensvale	Beaudesert 1
13		The Gap	Cleveland	Beaudesert 2
14		OLSCC-Dalby	Mansfield	Kelvin Grove
15			Citipointe	Toolooa
16			Nambour	Sheldon

## Year 9 Girls

	Honours	Division 1	Girls Division 2
1	Craigslea	Caloundra	Gympie
2	Aldridge	Redbank Plains	Springfield
3	Nambour	Craigslea	Cannon Hill
4	Holland Park	Shailer Park	Brisbane Girls Grammar
5	Harristown	Mountain Creek	John Paul College
6	Gladstone	Harristown	Capalaba
7	Redlands	Citipointe	Clayfield
8	Benowa	Sheldon	Pacific Pines
9		Tin Can Bay	All Hallow's
10		Burnside	Redeemer
11		The Gap	Calvary
12			Helensvale
13			Ormiston
14			Mansfield
15			Harristown
16			The Gap 2
17			Sheldon
18			Craigslea
19			The Gap 1
20			Nambour

## Year 8 Girls

	Division 1	Division 2
1	Citipointe	Loreto 1
2	Burnside	All Hallow's
3	Aldridge	Rochedale
4	Woodcrest	Mountain Creek
5	Craigslea	The Glennie
6	Redbank Plains	St Michael's
7	Holland Park	Burnside
8	St Paul's	Redeemer
9	Cannon Hill	Caloundra
10	Gladstone	The Gap
11	Harristown	Tin Can Bay
12	Shailer Park	John Paul College
13	Benowa	Sheldon
14	OLSCC-Dalby	Cleveland
15		Pacific Pines
16		Loreto 2
17		Brisbane Girls Grammar

## Year 7 Girls

Division 1	Division 2
Redbank Plains	Mountain Creek
Benowa	Redeemer
Gladstone	Ormiston
Kelvin Grove	St Paul's
Brisbane SHS	Kelvin Grove 1
The Gap	Nambour
Cannon Hill	Caloundra
St Peter's	Rochedale
Nambour	Gin Gin
Holland Park	Kelvin Grove 2

## Junior Schools Cup Champion Aggregate School

	Name	Champion Points		Name	Champion Points
1	Craigslea State High School	530	31	Gympie State High School	128
2	Caloundra State High School	347	32	St Patrick's College	123
3	Holland Park State High School	345	33	Capalaba State College	118
4	Harristown State High School	338	34	All Hallow's School	116
5	The Gap State High School	336	35	Beaudesert State High School	115
6	Kelvin Grove State College	324	36	John Paul College	115
7	Benowa State High School	321	37	Cleveland District State High School	112
8	Burnside State High School	320	38	Brisbane Girls Grammar School	107
9	Mountain Creek State High School	312	39	Iona College	107
10	Nambour State High School	288	40	Loreto College	105
11	Redbank Plains State High School	285	41	Tin Can Bay P-10 State School	105
12	Shailer Park State High School	284	42	Helensvale State High School	99
13	Saint Edmund's College	279	43	Mansfield State High School	92
14	Sheldon College	271	44	The Glennie School	85
15	Brisbane Grammar School	270	45	Toowoomba Grammar School	81
16	Redeemer Lutheran College	254	46	OLSCC - DALBY	77
17	Rosedale State High School	220	47	St Joseph's College Gregory Terrace	77
18	Aldridge State High School	214	48	Clayfield College	71
19	Citipointe Christian College	214	49	Ferny Grove State High School	70
20	St Laurence's College	201	50	Nanango State High School	63
21	Cannon Hill Anglican College	199	51	Tooolooa State High School	53
22	Gladstone State High School	192	52	Springwood State High School	51
23	Redlands College	192	53	Brisbane State High School	48
24	St Paul's	181	54	Grace Lutheran College	47
25	Brisbane Boys' College	148	55	Stretton College	47
26	Woodcrest State College	147	56	Glasshouse Christian College	46
27	St Peters Lutheran College	142	57	Padua College	43
28	Ormiston College	140	58	Browns Plains State High School	42
29	Pacific Pines State High School	138	59	Woodridge State High School	41
30	Nudgee College	129	60	Mt St Michael's College	40

## Junior Schools Cup Champion Aggregate School

	Name	Champion Points		Name	Champion Points
61	The Springfield Anglican College	39	68	North Lakes State College	34
62	Gin Gin State High School	37	69	Toowoomba State High School	34
63	Lockyer District High School	37	70	Capella State High School	33
64	Mundubbera P-10	37	71	Calvary Christian College	29
65	Shalom College Bundaberg	37	72	Dalby State High School	28
66	Emmanuel College	35	73	St Mary's College (Ipswich)	28
67	Hillbrook Anglican School	34	74	Chisholm Catholic College	23

## Junior Schools Cup Champion Honours School

	Name	Champion Points
1	Craigslea State High School	237
2	Holland Park State High School	169
3	Burnside State High School	153
4	Redlands College	151
5	Harristown State High School	149
6	Benowa State High School	147
7	Aldridge State High School	115
8	Nambour State High School	112
9	Brisbane Grammar School	102
10	Gladstone State High School	99
11	St Laurence's College	99
12	Iona College	60
13	Brisbane Boys' College	53
14	Woodcrest State College	52
15	Springwood State High School	51
16	The Gap State High School	50
17	Toowoomba Grammar School	49
18	St Peter's Lutheran College	48

## APPENDIX C: Senior Schools Cup Results

### Open Boys

	Open Boys Honors	Open Boys Division 1	Open Boys Division 2	Open Boys Division 3	Open Boys Division 4
1	Craigslea	Ipswich GS	John Paul	St Thomas More	Rivermount
2	Browns Plains	Kingaroy	Toolooa	Sheldon 2	Narangba
3	Harristown	Woodcrest	Ormiston	Toowoomba SHS	Kedron
4	Redbank Plains	Marist	Citipointe	Shalom	Dalby
5	Springwood	Iona	Ipswich	Sheldon 1	St Andrew's
6	Pacific Pines	Brisbane Grammar	Gladstone	Chisholm	
7	St Peter's	Cleveland	Mountain Creek	Nanango	
8	Redlands	Southport	Toowoomba GS	Hillbrook	
9			Centenary	Shailer Park	
10			Gin Gin	Springwood	
11			Caloundra	Citipointe	
12			St Andrews	Toowoomba CC	
13			Lockyer	Beaudesert	
14			Proserpine	St Andrews	
15			Mansfield	Roma	
16			Kelvin Grove	Calvary	
17			Nambour CC		
18			Corinda		



## Senior Boys

	Senior Boys Honours	Senior Boys Division 1	Senior Boys Division 2
1	Aldridge	Padua	Caloundra
2	St Joseph GT	Brisbane Boys College	Mountain Creek
3	Holland Park	Brisbane Boys College	The Gap
4	Burnside	Redlands	Ferny Grove
5	Craigslea	Citipointe	Redlands
6		St Peter's	Kingaroy
7		Craigslea	Nanango
8			Brisbane Grammar
9			Harristown 1
10			Harristown 2

## Open Girls

	Open Girls Honours	Open Girls Division 1	Open Girls Division 2	Open Girls Division 3	Open Girls Division 4
1	Browns Plains	Citipointe	Burnside	Pacific Pines	Nanango
2	Craigslea	Ormiston	Cleveland	Kedron	Narangba
3	Mountain Creek	Emmanuel	Corinda	The Gap	St Mary's
4	Gladstone	Kingaroy	Springwood	Sheldon	Clayfield
5	Nambour SHS	Harristown	Ferny Grove	Clayfield	All Hallows
6	Benowa	Nambour CC	Craigslea	Hillbrook	Toowoomba
7	Redbank Plains	Holland Park	Loreto	Gympie	St Thomas More
8	St Peter's	Caloundra	Brisbane Girls Grammar	Shalom	Kings CC
9		The Glennie	Proserpine	Kings CC	Beaudesert
10			Fairholme	Toowoomba SHS	Dalby
11			Helensvale	St Ursula's	Sheldon
12			Ipswich	All Hallows	St Andrew's 2
13			Gin Gin	Mansfield	Lockyer
14			Citipointe	Calvary	St Andrew's 1
15			Redlands	Toolooa	Chisholm
16			St Peter's	Mt St Michael's	Moura
17			Benowa	Toowoomba CC	
18			The Glennie	Nambour CC	
19				Kelvin Grove	
20				St Columban's	

## Senior Girls

	Senior Girls Honours	Senior Girls Division 1	Senior Girls Division 2	Senior Girls Division 3
1	Nambour SHS	Caloundra	Gin Gin	John Paul
2	Harristown	Burnside	Harristown 1	Tin Can Bay
3	Holland Park	Woodridge	Nanango	Grace
4	Benowa	Redlands	Mountain Creek	Hillbrook
5		Woodcrest	Harristown 2	Ferny Grove
6		Gladstone 2	Emmanuel	OLSCC-Dalby
7		Gladstone 1	Ormiston	Redlands
8		Holland Park	The Gap	Mansfield
9		Craigslea	Cleveland	Mountain Creek
10				Gin Gin
11				St Andrew's

## Senior Schools Cup - Champion Aggregate School

	Name	Champion Points		Name	Champion Points
1	Harristown State High School	364	31	John Paul College	109
2	Craigslea State High School	351	32	Emmanuel College	103
3	Redlands College	294	33	Brisbane Grammar School	98
4	Mountain Creek State High School	251	34	Narangba Valley High School	94
5	Citipointe Christian College	245	35	Ipswich State High School	93
6	St Andrew's Anglican College Peregrin	229	36	Kedron State High School	92
7	Holland Park State High School	228	37	St Thomas More College	91
8	Gladstone State High School	215	38	The Glennie School	90
9	St Peters Lutheran College	213	39	Corinda State High School	89
10	Caloundra State High School	209	40	Proserpine State High School	87
11	Nanango State High School	181	41	Clayfield College	87
12	Gin Gin State High School	179	42	Toolooa State High School	87
13	Burnside State High School	173	43	Shalom College, Bundaberg	84
14	Sheldon College	171	44	Toowoomba State High School	83
15	Kingaroy State High School	163	45	Dalby State High School	82
16	Benowa State High School	161	46	Kings Christian College	79
17	Ormiston College	156	47	All Hallow's School	79
18	Springwood State High School	153	48	Lockyer District High School	77
19	Cleveland District State High School	150	49	Chisholm Catholic College	75
20	Browns Plains State High School	145	50	Beaudesert State High School	74
21	Ferny Grove State High School	141	51	Aldridge State High School	70
22	The Gap State High School	134	52	Kelvin Grove State College	68
23	Nambour State High	134	53	Toowoomba Christian College	67
24	Hillbrook Anglican School	128	54	Calvary Christian College	66
25	Redbank Plains State High School	127	55	St Joseph's College Gregory Terrace	65
26	Nambour Christian College	124	56	Ipswich Grammar School	64
27	Mansfield State High School	117	57	Padua College	59
28	Pacific Pines State High School	113	58	Marist College Ashgrove	58
29	Woodcrest State College	111	59	Iona College	57
30	Brisbane Boys' College	110	60	Woodridge State High School	54

## Senior Schools Cup - Champion Aggregate School

	Name	Champion School Points		Name	Champion School Points
61	Southport State High School	54	71	OLSCC - DALBY	44
62	Rivermount College	50	72	Helensvale State High School	44
63	Tin Can Bay P-10 State School	49	73	Toogoolawah State High School	42
64	Loreto College	48	74	Gympie State High School	41
65	Brisbane Girls Grammar School	47	75	Shailer Park State High School	39
66	Toowoomba Grammar School	47	76	St Ursula's College	37
67	Grace Lutheran College	47	77	Roma State College	33
68	Centenary State High School	46	78	Mt St Michael's College	32
69	Fairholme College	45	79	Moura State High School	32
70	St Mary's College (Ipswich)	45			

## Senior Schools Cup - Champion Honours School

	Name	Champion Points
1	Craigslea State High School	204
2	Browns Plains State High School	145
3	Nambour State High School	134
4	Harristown State High School	132
5	Redbank Plains State High School	127
6	Holland Park State High School	124
7	St Peters Lutheran College	123
8	Benowa State High School	123
9	Aldridge State High School	70
10	Mountain Creek State High School	67
11	St Joseph's College Gregory Terrace	65
12	Gladstone State High School	65
13	Springwood State High School	64
14	Pacific Pines State High School	63
15	Burnside State High School	60
16	Redlands College	60

## APPENDIX D: Overall Champion School Results

### Overall Champion - Aggregate School (combined results from SSC and JSC)

	Name	Champion Points		Name	Champion Points
1	Craigslea State High School	881	31	Gin Gin State High School	216
2	Harristown State High School	702	32	Ferny Grove State High School	211
3	Holland Park State High School	573	33	Mansfield State High School	209
4	Mountain Creek State High School	563	34	Springwood State High School	204
5	Caloundra State High School	556	35	St Laurence's College	201
6	Burnside State High School	493	36	Cannon Hill Anglican College	199
7	Redlands College	486	37	All Hallow's School	195
8	Benowa State High School	482	38	Beaudesert State High School	189
9	The Gap State High School	470	39	Browns Plains State High School	187
10	Citipointe Christian College	459	40	St Paul's	181
11	Sheldon College	442	41	The Glennie School	175
12	Nambour State High School	422	42	Gympie State High School	169
13	Redbank Plains State High School	412	43	Iona College	164
14	Gladstone State High School	407	44	Kingaroy State High School	163
15	Kelvin Grove State College	392	45	Hillbrook Anglican School	162
16	Brisbane Grammar School	368	46	Clayfield College	158
17	St Peter's Lutheran College	355	47	Brisbane Girls Grammar School	154
18	Shailer Park State High School	323	48	Tin Can Bay P-10 State School	154
19	Ormiston College	296	49	Loreto College	153
20	Aldridge State High School	284	50	Helensvale State High School	143
21	St Edmund's College	279	51	St Joseph's College Gregory Terrace	142
22	Cleveland District State High School	262	52	Toolooa State High School	140
23	Brisbane Boys' College	258	53	Emmanuel College	138
24	Woodcrest State College	258	54	Nudgee College	129
25	Redeemer Lutheran College	254	55	Toowoomba Grammar School	128
26	Pacific Pines State High School	251	56	Nambour Christian College	124
27	Nanango State High School	244	57	St Patrick's College	123
28	St Andrew's Anglican College, Peregian	229	58	OLSCC - DALBY	121
29	John Paul College	224	59	Shalom College Bundaberg	121
30	Rosedale State High School	220	60	Capalaba State College	118

## Overall Champion - Aggregate School (combined results from SSC and JSC)

	Name	Champion Points		Name	Champion Points
61	Toowoomba State High School	117	79	Ipswich Grammar School	64
62	Lockyer District High School	114	80	Marist College Ashgrove	58
63	Dalby State High School	110	81	Southport State High School	54
64	Padua College	102	82	Rivermount College	50
65	Chisholm Catholic College	98	83	Brisbane State High School	48
66	Calvary Christian College	95	84	Stretton College	47
67	Woodridge State High School	95	85	Centenary State High School	46
68	Grace Lutheran College	94	86	Glasshouse Christian College	46
69	Narangba Valley High School	94	87	Fairholme College	45
70	Ipswich State High School	93	88	Toogoolawah State High School	42
71	Kedron State High School	92	89	The Springfield Anglican College	39
72	St Thomas More College	91	90	Mundubbera State School	37
73	Corinda State High School	89	91	St Ursula's College	37
74	Proserpine State High School	87	92	North Lakes State College	34
75	Kings Christian College	79	93	Capella State High School	33
76	St Mary's College (Ipswich)	73	94	Roma State College	33
77	Mt St Michael's College	72	95	Moura State High School	32
78	Toowoomba Christian College	67			



## Overall Champion - Honours School (combined results from SSC and JSC Honour divisions)

	Name	Champion Points		Name	Champion Points
1	Craigslea State High School	441	13	Springwood State High School	115
2	Holland Park State High School	293	14	Brisbane Grammar School	102
3	Harristown State High School	281	15	St Laurence's College	99
4	Benowa State High School	270	16	Mountain Creek State High School	67
5	Nambour State High	246	17	St Joseph's College Gregory Terrace	65
6	Burnside State High School	213	18	Pacific Pines State High School	63
7	Redlands College	211	19	Iona College	60
8	Aldridge State High School	185	20	Brisbane Boys' College	53
9	St Peter's Lutheran College	171	21	Woodcrest State College	52
10	Gladstone State High School	164	22	The Gap State High School	50
11	Browns Plains State High School	145	23	Toowoomba Grammar School	49
12	Redbank Plains State High School	127			

Trophy	School
Senior Champion Aggregate School	Harristown State High School
Senior Event Champion Honours School	Craigslea State High School
Junior Event Champion Aggregate School	Craigslea State High School
Junior Event Champion Honours School	Craigslea State High School
Overall Champion Aggregate School	Craigslea State High School
Overall Champion Honours School	Craigslea State High School





## APPENDIX E: Beach Schools Cup Results

### Boys

Senior Boys Pairs	
Gold	Harristown
Silver	Craigslea 1
Bronze	Brisbane Boys College
Senior Boys Fours	
Gold	St Paul's School
Silver	Ipswich
Bronze	Harristown
Intermediate Boys Pairs	
Gold	Brisbane Boys College
Silver	Brisbane Girls College
Bronze	Craigslea 1
Intermediate Boys Fours	
Gold	Brisbane Boys College 1
Silver	Harristown
Bronze	Brisbane Boys College 2
Junior Boys Fours	
Gold	John Paul College
Silver	St Paul's School
Bronze	Burnside

### Girls

Senior Girls Pairs	
Gold	John Paul College 1
Silver	Nambour 2
Bronze	Nambour 3
Senior Girls Fours	
Gold	Craigslea
Silver	St Paul's School
Bronze	Burnside 2
Intermediate Girls Pairs	
Gold	Craigslea
Silver	Cleveland
Bronze	Nambour 1
Intermediate Girls Fours	
Gold	Harristown
Silver	John Paul College
Bronze	Springwood
Junior Girls Fours	
Gold	Burnside 1
Silver	Burnside 2

## Beach Schools Cup - Champion School

	Name	Champion Points
1	Craigslea State High School	756
2	John Paul College	484
3	Burnside State High School	370
4	Harristown State High School	376
5	Nambour State High School	352
6	St Paul's School	272
7	Brisbane Girls College	207
8	Brisbane Boys College	215
9	Beenleigh State High School	154
10	Cleveland State High School	158
11	Ipswich Grammar School	99
12	Meridan State College	61
13	Springwood State High School	49
14	Toogoolawah State High School	45

## APPENDIX F: Queensland Beach Volleyball

### Queensland Beach Volleyball Tour Results

Date	Tournament	Location	Men's Winner	Women's Winner
12 Sept 2015	King/Queen of the Beach	Kurrawa, GC	Matt Mecchia	Caitlyn Whittaker
3 Oct 2015	QBVT Round 2	Surfers Paradise, GC	Shanon Zunker Robert Reeves	Jordan Mowen Justine Mowen
10-11 Oct 2015	QBVT Round 3	Cairns	Kiahl Morley Christian Matherson	Bec Matheson Tash Chaplin
24-25 Oct 2015	QBVT Round 4	Awesome October @ Sandstorm	Ben Abbott Chris Phillips	Jaclyne Jones Sange Carter
7-8 Nov 2015	QBVT Round 5	Rockhampton	Ben Abbott Chris Phillips	Jaclyne Jones Tanya Beths
21 Nov 2015	QBVT Round 6	November Knockout @ Sandstorm	David Stubbersfield Robert Reeves	Joanne Kyranakos Claire Battle
5 Dec 2015	QBVT Round 7	Surfers Paradise, GC	Matt Mecchia Tim Dickson	Sange Carter Jaclyne Jones
9-10 Jan 2016	QBVT Round 8	Brisbane	Lachlan Roth David Stubbersfield	Joanne Kyranakos Claire Battle
16-17 Jan 2016	QLD Open	Surfers Paradise, GC	Damien Schumann Josh Court	Christie Jenkins Brittany Tieg
30-31 Jan 2016	QBVT Round 10	Mooloolaba, SC	Lachlan Roth Robert Reeves	Grace Convey Georgia Johnson
6 Feb 2016	Mixed Pairs	Sandstorm	Joanne Kyranakos Chris Dorgelo	
13-14 Feb 2016	QBVT Round 11	Mackay	Sam Duniam Jack Robson	Anicia Henne Gabriela de Jesus Amaral
20-21 Feb 2016	QBVT Round 12	Bracken Ridge	Matt Mecchia David Stubbersfield	Tanya Beths Anna Gunkle
5-6 Mar 2016	QBVT Round 13	Bundaberg	Tim Dickson Matt Mecchia	Joanne Kyranakos Claire Battle
2 Apr 2016	QBVT Finals	Surfers Paradise, GC	Shanon Zunker Robert Reeves	Jaclyne Jones Molly Smestad

## Queensland Junior Beach Volleyball Championships

Division	Women	Men
U17	Aimee Coleman & Indiana Hawkins	James Takken & Ben Carleton
U19	Sabine Mills & Caitlin Bettenay	Tyler Nix & Clayton Sefo
U23	Emma Burton & Bella Dixon	Bryce Poland & Marcus Ferguson

## Queensland Beach Volleyball Awards

Award	Men's Recipient	Women's Recipient
Most Valuable Player	Tim Dickson	Jaclyne Jones
Most Improved Player	Sam Duniam	Christy Prosper
Player's Player	Kiahl Morley	Georgia Kyranakos
Best QBVT Tournament	QLD CHAMPIONSHIPS - Shanon Zunker (Promoter)	

## Australian Junior Beach Volleyball Championships

Division	Team	Result
U15 Womens Threes	Kayla Mears, Brianna Mears, Annelies Jones & Amelia Takken	Gold
U17 Women	Tiann Smith & Indiana Hawkins	Gold
U19 Women	Caitlin Bettenay & Georgia Johnson	Silver
U23 Women	Bella Dixon & Emma Burton	Silver
U15 Mens Threes	Connor O'Neill, Will O'Meara, Ben Both & Cooper Grinlaubs	Gold
U17 Men	Mark Nicolaidis & Bradley Sting	Gold
U17 Men	Ben Carlton & James Takken	Silver
U19 Men	Marcus Ferguson & Bryce Poland	Gold
U23 Men	Tim Dickson & Matt Mecchia	Bronze

## **APPENDIX G: Queensland Indoor Volleyball**

### **Queensland State Championships**

<b>Men's Championship Division</b>	
<b>Gold</b>	Brisbane VC
<b>Silver</b>	Norths VA
<b>Bronze</b>	UQ
<b>Men's Division 1</b>	
<b>Gold</b>	Redlands VA
<b>Silver</b>	Volleyball Sunshine Coast
<b>Bronze</b>	Brisbane VC
<b>Men's U21 Division</b>	
<b>Gold</b>	Norths VA
<b>Silver</b>	Brisbane VC
<b>Bronze</b>	Easts VC

<b>Women's Championship Division</b>	
<b>Gold</b>	Dragons VC
<b>Silver</b>	Toowoomba VA
<b>Bronze</b>	Easts VC
<b>Women's Division 1</b>	
<b>Gold</b>	SDV
<b>Silver</b>	Volleyball Sunshine Coast
<b>Bronze</b>	Redlands VA

## Premier Volleyball League

Premier Men	
1st	BVC
2nd	Dragons
3rd	UQ
Season MVP	J. Matters (BVC)
Finals MVP	S. Alexander (BVC)
Division 1 Men	
1st	BVC
2nd	Norths
3rd	Dragons
Season MVP	T. O'Dowd (Norths)
Finals MVP	A. Pollock (BVC)
Division 2 Men	
1st	VSC
2nd	Gladstone
3rd	BVC
Season MVP	B. Farman (VSC)
Finals MVP	B. Farman (VSC)
Junior Men	
1st	East's Black
2nd	UQ
3rd	VSC
Season MVP	M. Nicolaidis (East's Black)
Finals MVP	M. Nicolaidis (East's Black)

Premier Women	
1st	BVC
2nd	Dragons
3rd	Aces United
Season MVP	E. Burton (BVC)
Finals MVP	C. Garton (BVC)
Division 1 Women	
1st	Norths
2nd	Aces United
3rd	SDV
Season MVP	D. King (SDV)
Finals MVP	K. Darcy (Norths)
Division 2 Women	
1st	VSC
2nd	QUT Navy
3rd	BVC
Season MVP	K. Willmot (QUT Navy)
Finals MVP	A. Johnson (VSC)
Junior Women	
1st	East's Black
2nd	East's Orange
3rd	QUT Navy
Season MVP	S. Milanes (Redlands Red)
Finals MVP	I. Hawkins (East's Black)



## Australian Junior Volleyball Championships

Division	Final Place
U19 Men	2nd
U19 Women	1st
U17 Men Maroon	1st
U17 Men White	1st
U17 Women Maroon	3rd
U17 Women White	3rd
U15 Men	7th
U15 Women	7th

AJVC 2015 All Stars Sevens	
U17 Men	Kyal Moore
	Max Senica
	Lewis Kehl
U19 Women	Emma White
	Kylee White
	Caitlin Bettenay
U19 Men	Matthew Aubrey
	David Morgan
	Thomas Wheeler

FEMALE	Most Valuable Players	Most Improved Player
U19	Grace Convey	Courtney Durston
U17 White	Kimberley Vogel	Klara Brac
U17 Maroon	Britney Lakin	Sarah Strong
U15	Hannah Karrasch	Katelyn Sting
MALE	Most Valuable Players	Most Improved Player
U19	David Morgan	Brodie Robinson
U17 White	Dylan Wamelink	Christian Monaghan
U17 Maroon	Max Senica	Lewis Begg
U15	Luke Calleja	Anton Vellnagel

## APPENDIX I: Photographs

### Beach Schools Cup








2015/16 Queensland Beach Volleyball Tour (photos courtesy of Rogue Gun)





## 2015/16 Queensland Beach Volleyball Tour (photos courtesy of Rogue Gun)






## 2016 Queensland Open






## 2016 Australian Junior Beach Volleyball Championships






## 2016 Australian Junior Beach Volleyball Championships





## 2016 Australian Junior Beach Volleyball Championships





## Queensland State Championships





## Queensland State Championships





## Development Camps



## Premier Volleyball League



## Australia vs China





## Australian Volleyball Junior Championships

