



QBVT 2014/15 Season Review



Overview

At the completion of the 2012/13 QBVT season, VQ Events Coordinator, Damien Searle, was tasked with reviewing the season at the request of the VQ Board, following mixed feedback from QBVT participants. The results of the review led to significant changes in the Tour structure.

This same survey was completed at the end of the 2013/14 season, and this season (2014/15).

This report looks at the various elements of the Tour and makes comments for consideration.

QBVT Dates

2012/13: 9 tournaments across 4 geographic areas, 1 promoter
 2013/14: 12 tournaments across 6 geographic areas, 7 promoters
 2014/15: 14 tournaments across 8 geographic areas, 9 promoters

The date(s) of each tournament are listed below, along with the number of entries.

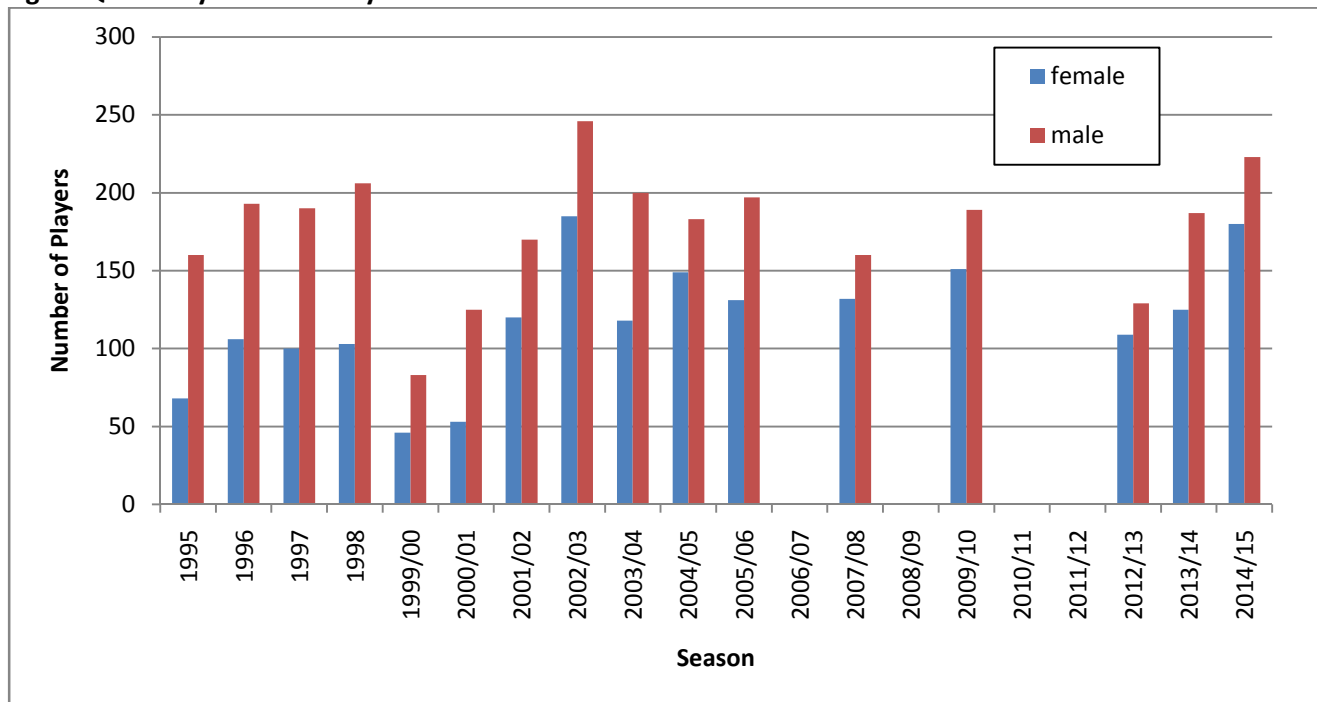
Date	Tournament Type	Location	Promoter	Entries - Men	Divisions	Entries - Women	Divisions
28 Sept 2014	King/Queen of the Beach	Coolangatta	Beach Volleyball Gold Coast	12/8	2	12/6	2
04-06 Oct 2014	Round 1	Cairns	Cairns Volleyball Association	8	1	4	1
25-26 Oct 2014	Round 2	Townsville	Citibeach : Townsville	5	1	6	1
01 Nov 2014	Round 3	Surfers Paradise	Beach Volleyball Gold Coast	17/11	2	8/5	2
15-16 Nov 2014	Round 4	Noosa	Volleyball Sunshine Coast	16/8	2	8/6	2
06 Dec 2014	Round 5	Surfers Paradise	Beach Volleyball Gold Coast	20/10	2	10/10	2
20 Dec 2014	Round 6	Mooloolaba	Volleyball Sunshine Coast	15/10	2	10/10	2
10 Jan 2015	Round 7	Brisbane	Sandstorm	20/16	2	12/12	2
17-18 Jan 2015	QLD Open	Surfers Paradise	Beach Volleyball Gold Coast	48	1	39	1
31 Jan 2015	Round 8	Bundaberg	Beach 365 Indoor Beach	6/8	2	9	1
14-15 Feb 2015	Round 9	Mackay	Citibeach : Mackay	8	1	9	1
21 Feb 2015	Round 10	Bracken Ridge	Bracken Ridge Indoor Sports	15	1	14	1
07-08 Mar 2015	Round 11	Rockhampton	ISA Rockhampton	11	1	5	1
21-22 Mar 2015	QBVT Finals	Brisbane	Sandstorm	15	2	15	3

Participation Numbers

	2012/13	2013/14	2014/15
Total number of tournament entries	268	438	497
Total number of individual players	238	312	403

These participation numbers are compared to known previous seasons in figure 1, below.

Fig 1 - QBVT Player Number by Season



Player Demographics

Male – 223 players (55%)

Female – 180 players (45%)

Of the known home towns of players participating in the QBVT 2014-15:

	2012/13	2013/14	2014/15
North Queensland	3%	12%	5%
Central Queensland	10%	9%	10%
Sunshine Coast	6%	9%	12%
Brisbane	62%	57%	37%
Gold Coast	15%	12%	11%
Toowoomba/Ipswich	2%	1%	1%
Interstate			11%
International (NZ, PNG, Guam, USA)			13%

VQ Membership

To compete on the QBVT players must be registered with VQ; for AAA division they must be 'Full' members, and AA division 'Recreational' members. Alternatively, players may complete a one-off 'tournament' membership.

QBVT 2012-13 - 13% of participants were current VQ members at the tournament they played

QBVT 2013-14 - 98% of participants were current VQ members at the tournament they played

QBVT 2014-15 - 100% of participants were current VQ members at the tournament they played

Player Feedback

Player's views on the Tour were sought in order to gather a picture of the 'customers view'. This was achieved by:

- 1) An email to all players was sent by VQ asking them to complete the Player Survey on-line (via Jot Form).
- 2) A link to the Player Survey was posted on the Queensland Beach Players Facebook page
- 3) A questionnaire was distributed at the Tour Finals

The Questionnaire

The questionnaire was comprised of two sections

- a) 10 closed questions (same as 2012/13) - where responses were provided as one of 5 options, 'strongly disagree' to 'strongly agree'.
- b) 2 open questions – where respondents were free to answer as they chose.
- c) In the 2014/15, 2 new questions were added.

Responses

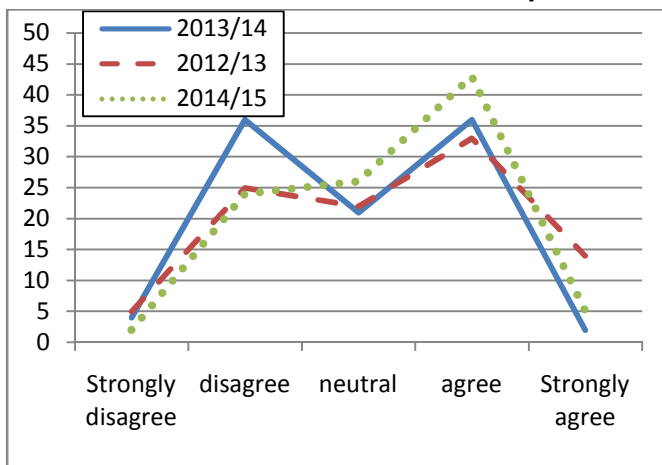
- 1) 35 responses were received at the Finals (Damien attended the Finals on Saturday 22 March, and handed out questionnaires.)
- 2) 25 additional responses were submitted on-line
- 3) 1 response was submitted by email

total 61 responses

Analysis of Player Feedback

The following graphs compare the feedback gathered at the end of this season (2014/15) season with that from the previous two (2013/14 & 2012/13). (Data used to generate these graphs can be viewed in Appendix A).

Q1. Information on tournaments was easily accessible and timely



Analysis:

General improvement in 'neutral' and 'agree', but 'strongly agree' below levels of 2012/13

Reasons:

- 1) Tour calendar released slightly later than previous years
- 2) Information in Tour Handbook not being read by players (e.g. time of Tech Meeting)

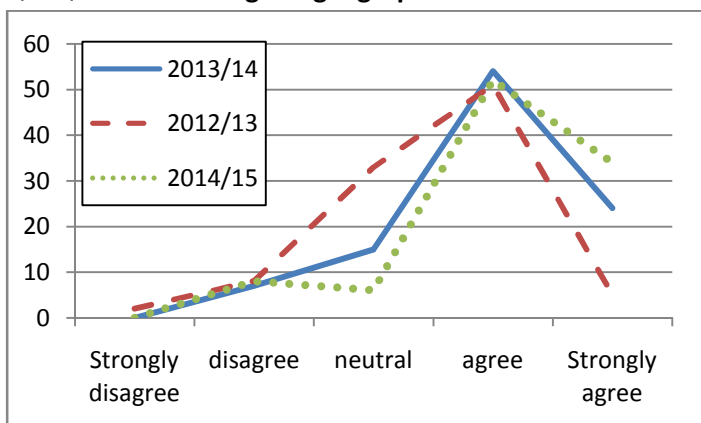
Player Survey Feedback:

- Advertise format in advance (2 comments)
- Advertise Tech Meeting time on entry form (3)
- Post info on who has entered earlier (1)
- Official QBVT Facebook page (2)
- Earlier tour announcement (2)
- Request email reminders eg entry due date (3)

Recommendations:

- 1) Release QBVT 2015/16 calendar as early as possible
- 2) Advertise tournament format on calendar
- 3) Advertise Technical Meeting time on entry form (as well as Player's Handbook where it currently is)
- 4) Post entries due date on calendar
- 5) Consider QBVT facebook page

Q2. QBVT offered a good geographic distribution of tournaments



Analysis:

Shift from 'neutral' to 'strongly agree'.

Reasons:

Mackay, Bundaberg & Bracken Ridge tournaments added this season.

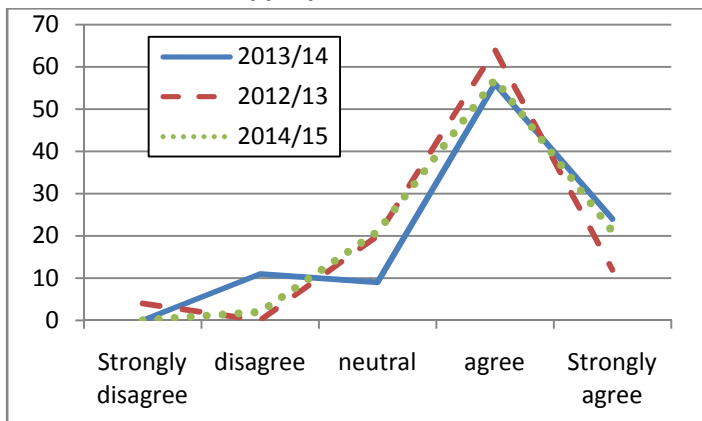
Player Survey Feedback:

- Less Gold Coast tournaments (1 response)
- More at Surfers (1)
- More events on beaches (4)
- More events on Sunshine Coast (1)

Recommendation:

- 1) Aim to keep wide distribution of tournaments, adding new venues if appropriate

Q3. There were an appropriate number of tournaments



Analysis:

Slight shift from 'disagree' to 'neutral'.

Reasons:

14 tournaments in 2014/15, up from 12 in 2013/14

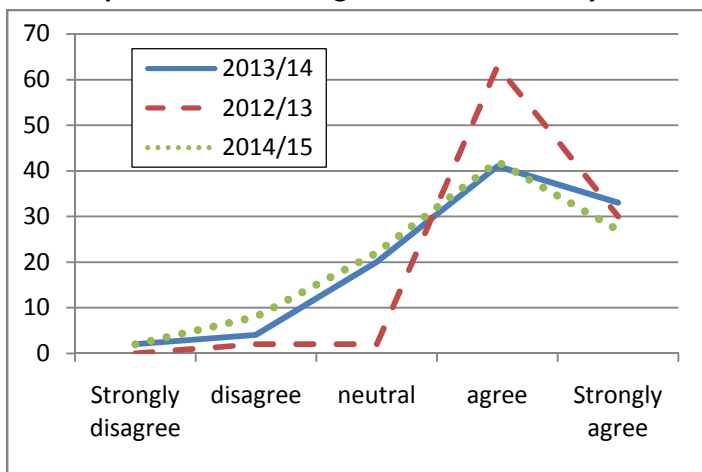
Player Survey Feedback:

Nil

Recommendation:

- 1) Aim to keep current number of tournaments

Q4. The process for entering tournaments is easy and accessible



Analysis:

Little change from 2013/14

Reasons:

2012/13 – entries via BVGC website

2013/14 – entries via each promoter

2014/15 – entries via VQ

(note: 2013/14 survey responses asked for single entry point)

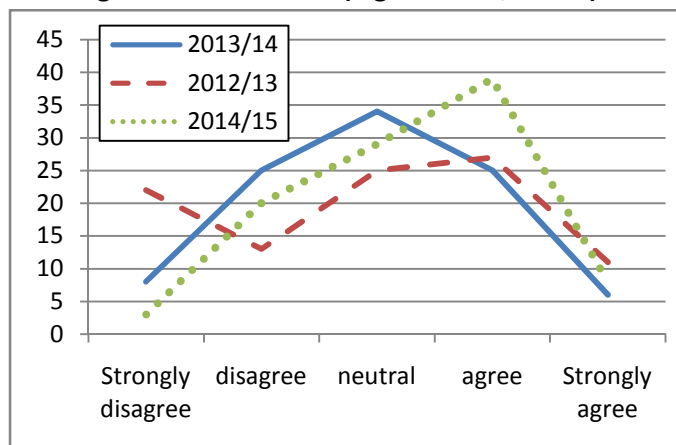
Player Survey Feedback:

Online nomination process (7 responses)

Recommendation:

- 1) Introduce online nomination portal

Q5. Changes to tournaments (e.g. location, draws) were well communicated



Analysis:

Strong shift to 'agree'

Reasons:

- 1) Few changes were required
- 2) All entries were emailed if changes needed

Player Survey Feedback:

Put draw on-line (1 response)

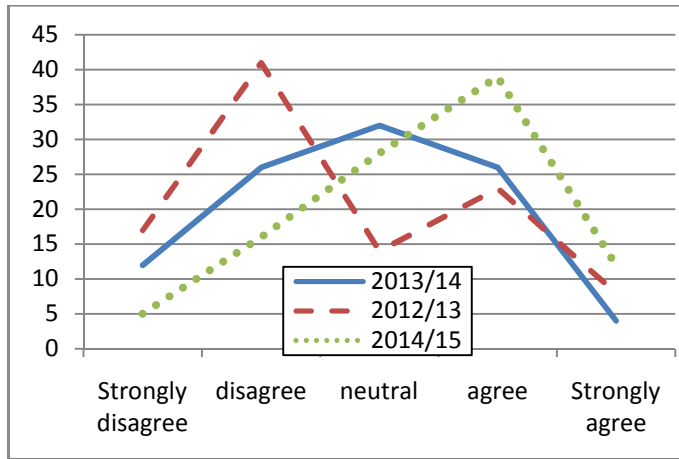
Consistent draw format was good (1)

Didn't like BVGC changing draw format mid tournament (1)

Recommendation:

- 1) Advertise tournament format on calendar
- 2) Keep current communication methods

Q6. I am aware of the mechanism for athletes to provide QBVT feedback



Analysis:
Strong shift to 'agree'

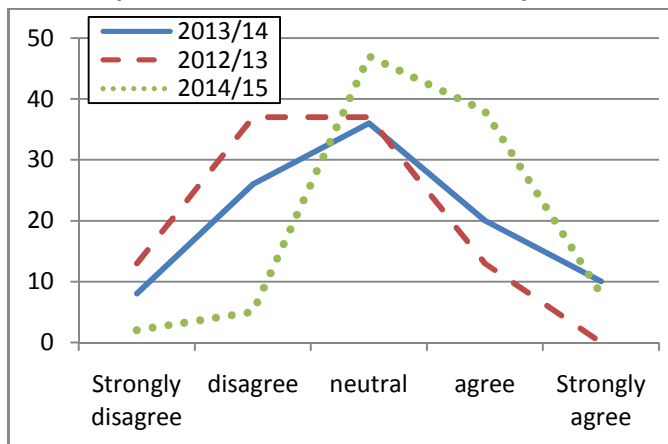
Reasons:
Player's Reps were elected each tournament

Player Survey Feedback:
Name Player Reps at start of season (1 response)
Have VQ rep at every tournament (1)

Recommendation:

- 1) Continue with current methods

Q7. QBVT provides athletes value for money



Analysis:
Strong shift to 'agree'

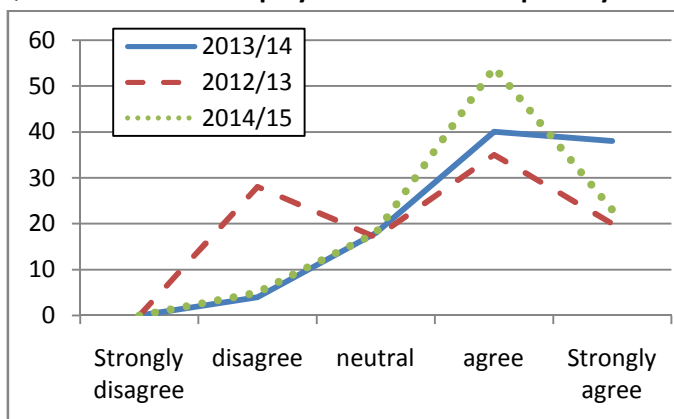
Reasons:
1) Every tournament was pool play
2) Promoters were encouraged to 'value-add' e.g. social function, cheap food

Player Survey Feedback:
Nil

Recommendation:

- 1) Continue policy of providing numerous games per team
- 2) Advertise draw format in advance so expectations are set

Q8. Male and female players are treated equitably



Analysis:
Increase in 'agree' cancelled by drop in 'strongly agree'

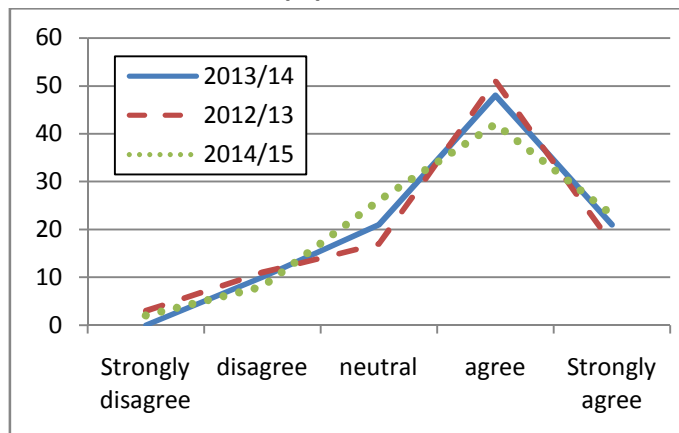
Reasons:
Unknown

Player Survey Feedback:
Nil

Recommendation:

- 1) Ensure gender equity is maintained

Q9. The facilities and equipment at the tournaments were suitable for a State-level event



Analysis:

Practically identical as previous years. Slight drop in 'agree' equates to increases in 'neutral' and 'strongly agree'.

Reasons:

Standards have been maintained

Player Survey Feedback:

Bracken Ridge venue poor ie net not reaching correct height, sand shallow (2 responses)

More shade (2)

Food needs to be available on-site or in walking distance (1)

Need to be more spectator friendly

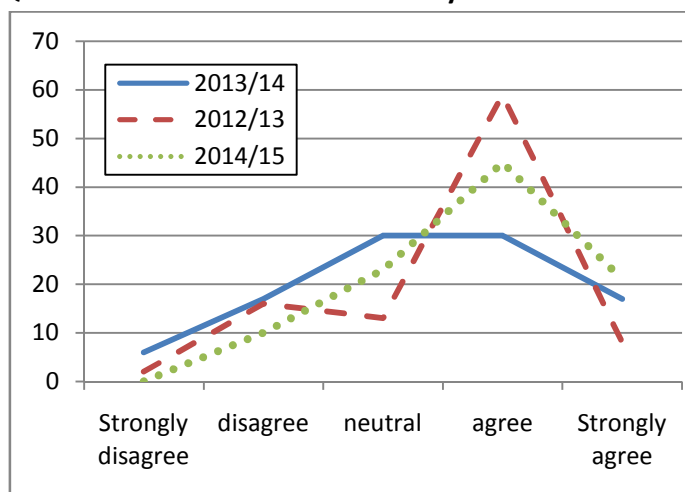
e.g. DJ & commentator (4)

e.g. crowd activation (1)

Recommendation:

- 1) Ensure Promoter Handbook requirements are met
- 2) Inspect new venues prior to acceptance to calendar

Q10. Each tournament draw was easy to follow and transparent



Analysis:

Increases in 'agree' and 'strongly agree' from last season. Drop in 'agree' from 2012/13 is equivalent Increase in 'strongly agree' of 2012/13.

Reasons:

VQ do all tournament draws, with standardised format.

Player Survey Feedback:

I like pool play (1)

Try mixing up formats (2)

Put draw on-line before tournament (1)

Recommendation:

- 1) Keep standardised presentation of draws
- 2) Consider way of having draw posted on-line during tournament

New Questions in 2014/15 Player Survey (added at request of VQ Beach Committee)

Q1. What did you like best about the tournaments you did play?

The following responses received multiple mentions:

- Atmosphere (14 responses)
- Competition (11)
- Variety of tournament locations (9)
- Tournament ran smoothly (6)
- Sense of community (5)
- Good set-up & equipment (4)
- Music & commentators (3)
- Format (3)
- Number of games (2)

Q2. What were the reasons for you choosing NOT to play certain tournaments?

The following responses received multiple mentions:

- Work/ other commitments (21 responses)
- Expensive to travel (15)
- Too far to travel (8)
- Little competition (5)
- NQ events too close together (4)
- I'm not organised enough (3)
- Injury (3)
- No value for money (3)
- Two-day tournaments take up my whole weekend (2)

Additional Feedback

The following comments from the players were either reoccurring or are noteworthy:

- Cap the number of teams in AAA/ must earn spot in AAA (7 responses)
- Full scoring matches (5)
- Prefer 1 day tournaments (5)
- Need more advertising to public (4)
- Double points for NQ events (4)
- No 3/4th or 5/6th playoffs (3)
- Need punishment for team forfeiting without reason (3)
- No more than 4 or 5 games in a day (3)
- Need sponsors (3)
- Thanks Damo (3)
- More travelling teams needed from NQ (2)
- Put a copy of the draw on each court (1)
- Find-a-partner service needed (1)
- Beach Awards night is a good idea (1)

Finals

- New Finals format so AA only in AA div, AAA only in AAA div (3)
- Hot weather policy needed (1)
- Have an open div at Finals (1)
- Have no qualification requirements for Finals (1)

Additional Recommendations

One day tournaments

- These remain popular, as evidenced by entry numbers & player feedback
- This year concerns were raised over:
 - a) The number of games teams can play in one day
 - b) Scoring format
 - c) Quality of matches (“teams need to earn their spot in AAA”)
 - d) “unnecessary” play-off games
 - e)

Recommendation

- Limit divisions to 8 teams – top 7 teams on points plus 1 x wildcard (winner of lower division in previous tournament)
- 2 pools of 4 teams
- Play-offs for 7th/8th and 5th/6th - guarantees teams 4 games & unique Tour points
- Losing semi final teams have no bronze play-off - guarantees teams 4 games
- Only teams in Final play 5 games
- Adjust Promoters Handbook so only prizes for 1st & 2nd

Hot Weather Policy

- VQ to develop a Hot Weather Policy & include in Player Handbook

Forfeit Policy

- VQ to a strong policy for teams forfeiting games without on-site medical approval

Finals Format

- Review Finals format, possibly including AA teams have their ‘own’ Finals division

NQ Tournaments

- Review needed to develop incentives for higher participation at these events

Appendix A

Responses – Categorised Questions 2014-15

(2012-13 responses in brackets)

(2013-14 responses in square brackets)

	Strongly disagree	disagree	neutral	agree	Strongly agree
Information on tournaments was easily accessible and timely	2% [4%] (5%)	24% [36%] (25%)	26% [21%] (22%)	43% [36%] (33%)	5% [2%] (14%)
QBVT offered a good geographic distribution of tournaments	0% [0%] (2%)	8% [7%] (8%)	6% [15%] (33%)	52% [54%] (51%)	34% [24%] (5%)
There were an appropriate number of tournaments	0% [0%] (4%)	2% [11%] (0%)	21% [9%] (20%)	56% [56%] (64%)	21% [24%] (12%)
The process for entering tournaments is easy and accessible	2% [2%] (0%)	7% [4%] (2%)	22% [20%] (2%)	42% [41%] (63%)	27% [33%] (30%)
Changes to tournaments (e.g. location, draws) were well communicated	3% [8%] (22%)	20% [25%] (13%)	29% [34%] (25%)	39% [25%] (27%)	9% [6%] (11%)
I am aware of the mechanism for athletes to provide QBVT feedback	5% [12%] (17%)	16% [26%] (41%)	28% [32%] (14%)	39% [26%] (23%)	12% [4%] (8%)
QBVT provides athletes value for money	2% [8%] (13%)	5% [26%] (37%)	47% [36%] (37%)	38% [20%] (13%)	8% [10%] (0%)
Male and female players are treated equitably	0% [0%] (0%)	5% [4%] (28%)	18% [18%] (17%)	54% [40%] (35%)	23% [38%] (20%)
The facilities and equipment at the tournaments were suitable for a State-level event	2% [0%] (3%)	8% [10%] (11%)	26% [21%] (17%)	41% [48%] (51%)	23% [21%] (17%)
Each tournament draw was easy to follow and transparent	0% [6%] (2%)	10% [17%] (16%)	24% [30%] (13%)	45% [30%] (59%)	21% [17%] (8%)