



## QBVT 2015/16 Season Review



### Overview

At the completion of the 2012/13 QBVT season, VQ Events Coordinator, Damien Searle, was tasked with reviewing the season at the request of the VQ Board, following mixed feedback from QBVT participants. The results of the review led to significant changes in the Tour structure.

This same survey has been completed at the end of each subsequent season, including the 2015/16 season.

This report looks at the various elements of the Tour and makes comments for consideration.

### QBVT Dates

2012/13: 9 tournaments across 4 geographic areas, 1 promoter  
 2013/14: 12 tournaments across 6 geographic areas, 7 promoters  
 2014/15: 14 tournaments across 8 geographic areas, 9 promoters  
 2014/15: 15 tournaments (14 QBVT, 1 Special) across 8 geographic areas, 9 promoters

The date(s) of each tournament are listed below, along with the number of entries.  
 (note: entries with \* are Junior divisions)

Date	Tournament Type	Location	Promoter	Entries - Men	Divs	Entries - Women	Divs
12 Sept 2015	King/Queen of the Beach	Kurrawa	Beach Volleyball Gold Coast	8/7/7	3	7	1
3 Oct 2015	Round 2	Surfers Paradise	Beach Volleyball Gold Coast	11/12	2	8/8	2
10-11 Oct 2015	Major (Rd 3)	Cairns	Dive the Reef	5	1	8	1
24-25 Oct 2015	Round 4	Brisbane	Sandstorm	12/12/4*	3	8/8/4*/3*	4
7 Nov 2015	Round 5	Rockhampton	ISA Rockhampton	12/12	2	8	1
21 Nov 2015	Round 6	Brisbane	Sandstorm	13/11	2	11/9/4*/3*	4
5 Dec 2015	Round 7	Surfers Paradise	Beach Volleyball Gold Coast	12/10	2	12/6	2
9-10 Jan 2016	Major (Rd 8)	Brisbane	Sandstorm	10/12	2	8/9/4*/4*	4
16-17 Jan 2016	Open (Rd 9)	Surfers Paradise	Beach Volleyball Gold Coast	32	1	27/7*/4*	3
30-31 Jan 2016	Major (Rd 10)	Mooloolaba	Volleyball Sunshine Coast	16/12	2	8/8/6*/5*	4
6 Feb 2016	Special - Mixed Pairs	Brisbane	Sandstorm	10/7	2		
13 Feb 2016	Round 11	Mackay	Citibeach Mackay	10	1	7	1
20-21 Feb 2016	Round 12	Brisbane	Bracken Ridge Indoor Sports	8/9	2	5/5/4	3
5-6 Mar 2016	Major (Rd 13)	Bundaberg	V'ball in Paradise	10/12	2	5/5	2
2 April 2016	Champs (Rd 14)	Surfers Paradise	V'ball in Paradise	8/4/4*	3	8/4*/7*	3

295  
+ 17 mixed 2's

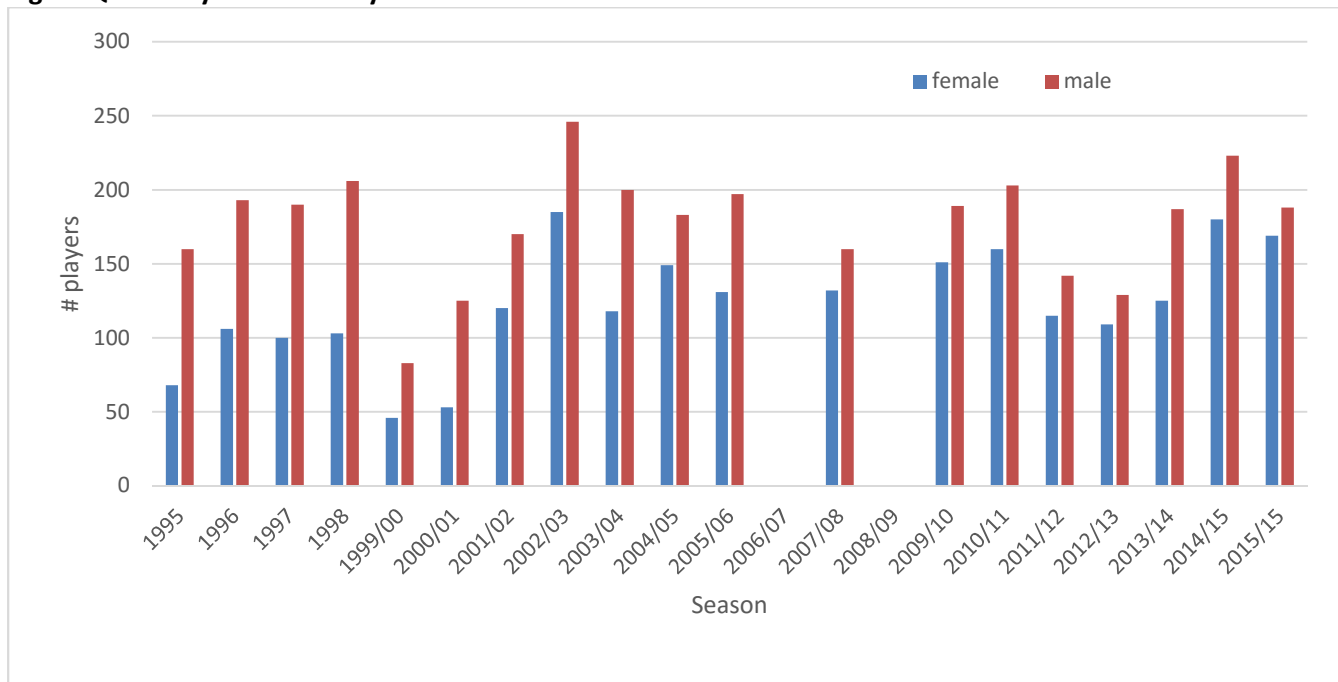
245

## Participation Numbers

	2012/13	2013/14	2014/15	2015/16
Total number of tournament entries	268	438	497	557
Total number of individual players	238	312	403	357

These participation numbers are compared to known previous seasons in figure 1, below.

**Fig 1 - QBVT Player Number by Season**



## Player Demographics

Male – 188 players (53%)

Female – 169 players (47%)

Of the known home towns of players participating in the QBVT 2014-15:

	2012/13	2013/14	2014/15	2015/16
North Queensland	3%	12%	5%	4%
Central Queensland	10%	9%	10%	13%
Sunshine Coast	6%	9%	12%	9%
Brisbane	62%	57%	37%	50%
Gold Coast	15%	12%	11%	12%
Toowoomba/Ipswich	2%	1%	1%	0%
Interstate			11%	11%
International (NZ, PNG, Guam, USA)			13%	1%

## VQ Membership

To compete on the QBVT players must be registered with VQ; for AAA division they must be 'Full' members, and AA division 'Recreational' members. Alternatively, players may complete a one-off 'tournament' membership.

QBVT 2012-13 - 13% of participants were current VQ members at the tournament they played

QBVT 2013-14 - 98% of participants were current VQ members at the tournament they played

QBVT 2014-15 - 100% of participants were current VQ members\* at the tournament they played

QBVT 2015-16 - 100% of participants were current VQ members\* at the tournament they played  
(\* or members of their home State/Country)

## Player Feedback

Player's views on the Tour were sought in order to gather a picture of the 'customers view'. This was achieved via an email to all players from VQ asking them to complete the Player Survey on-line (via Jot Form).

### The Questionnaire

The questionnaire was comprised of two sections

- 10 closed questions (same as 2012/13) - where responses were provided as one of 5 options, 'strongly disagree' to 'strongly agree'.
- 2 open questions – where respondents were free to answer as they chose.
- In the 2014/15, 2 new questions were added.

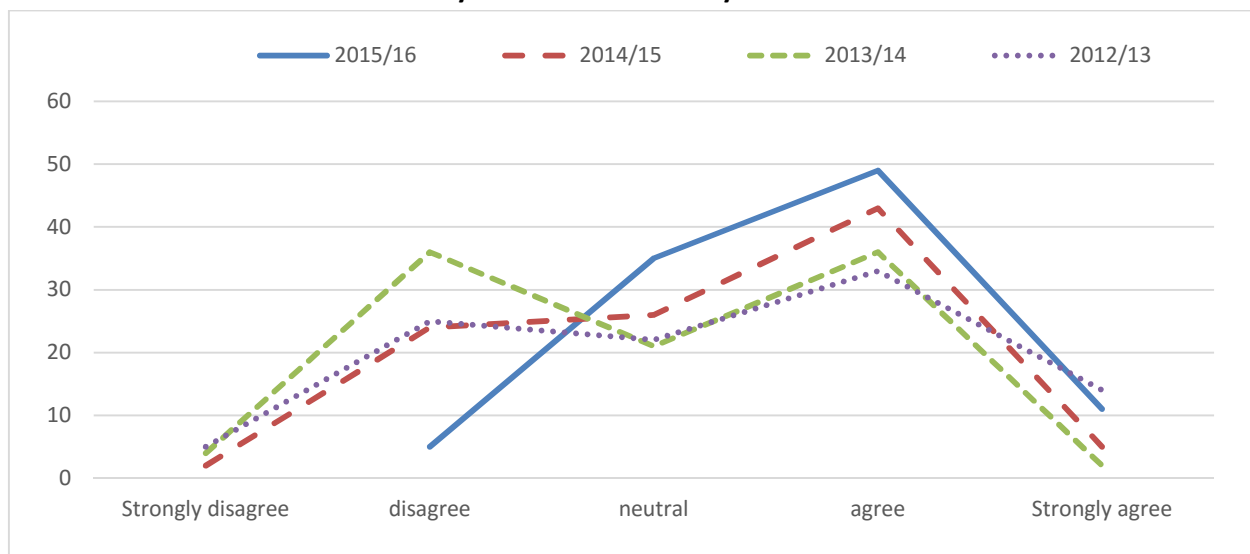
### Responses

- 37 responses were submitted on-line

## Analysis of Player Feedback

The following graphs compare the feedback gathered at the end of this season (2014/15) season with that from the previous two (2013/14 & 2012/13). (Data used to generate these graphs can be viewed in Appendix A).

### Q1. Information on tournaments was easily accessible and timely



### Analysis:

Strong positive shift (decrease in disagree, increases in neutral and agree)

### Reasons:

Dates, draw format, promoter and entry fee for all tournaments was advertised prior to the season start.

Player Survey Feedback:

Need to be clearer which are 1-day, and which 2-day tournaments (1)

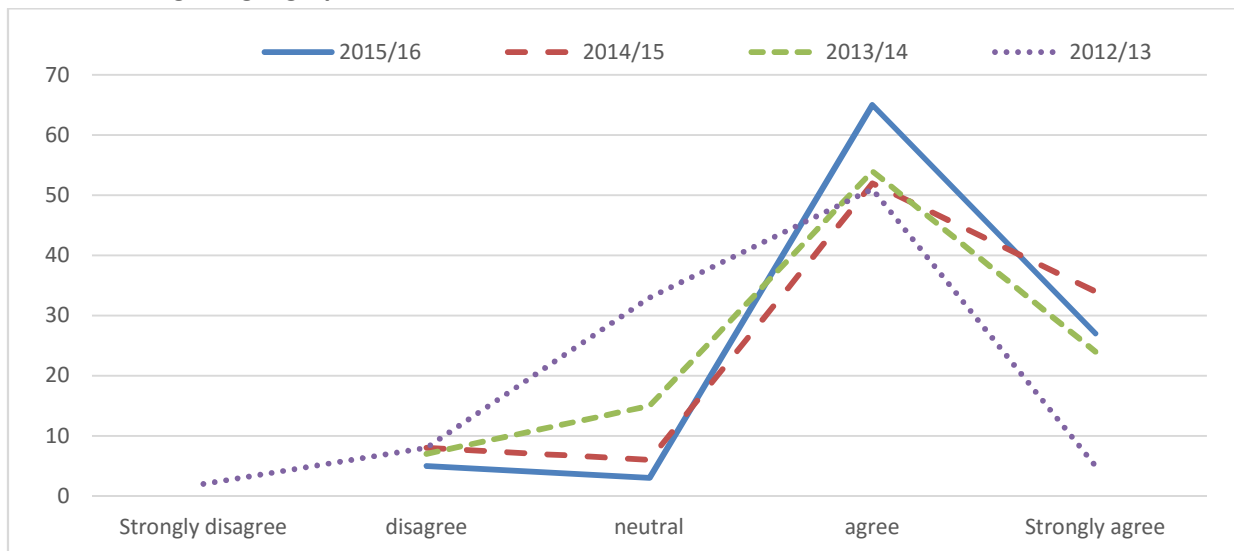
Advertise finishing times (1)

Suggest facebook reminders of closing dates for entries 2 weeks in advance (1)

Put posters in commercial centres (1)

Recommendations:

**Q2. QBVT offered a good geographic distribution of tournaments**



Analysis:

Similar to last season. Increase in agree equates to drop in Strongly Agree.

Reasons:

No new venues added.

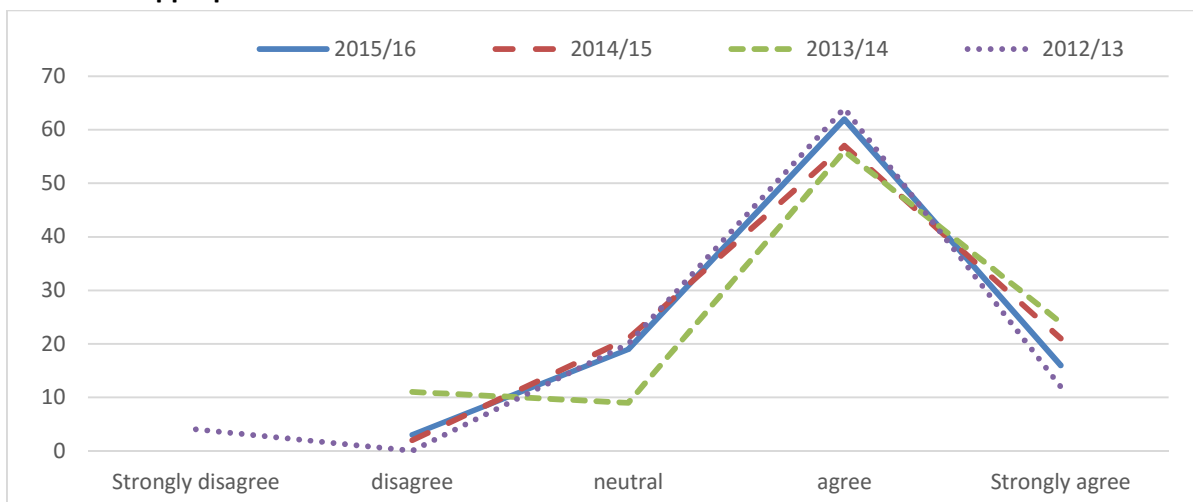
Player Survey Feedback:

Liked the range of locations (2)

Recommendation:

- 1) Aim to keep wide distribution of tournaments, adding new venues if appropriate

### Q3. There were an appropriate number of tournaments



#### Analysis:

No change from last year's feedback

#### Reasons:

Only 1 tournament added this season: Mixed Pairs

#### Player Survey Feedback:

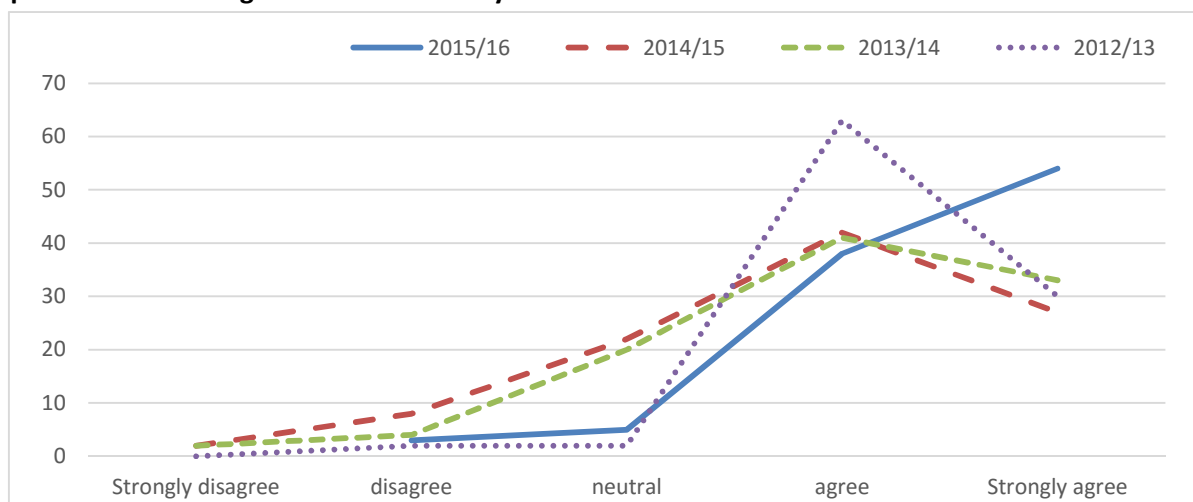
Too many tournaments (1)

Maybe only 1 at Sandstorm (1)

#### Recommendation:

- 1) Aim to keep current number of tournaments

### Q4. The process for entering tournaments is easy and accessible



#### Analysis:

Big increase in Strongly Agree

#### Reasons:

VQ-run centralised on-line entry process

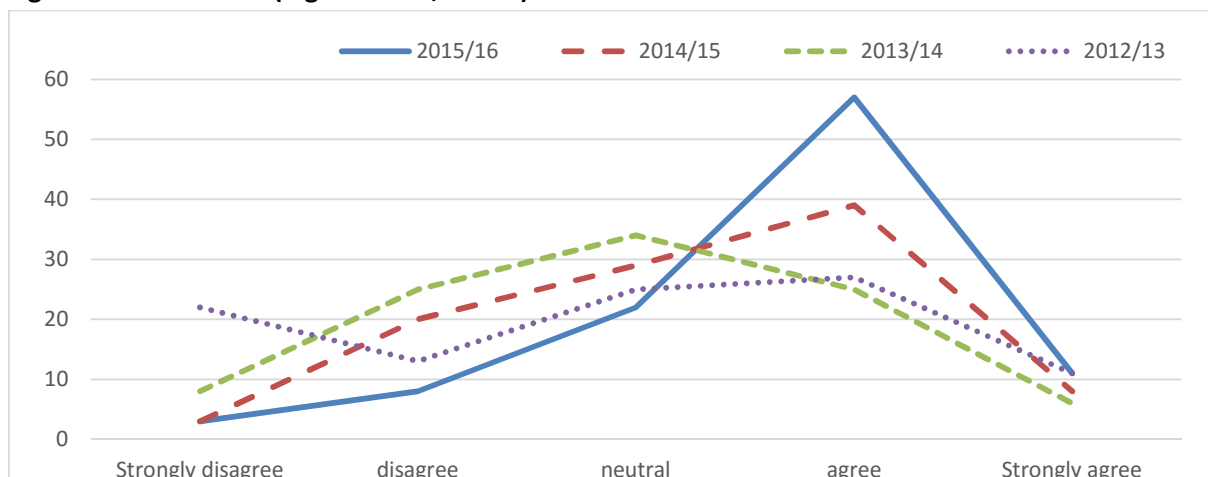
#### Player Survey Feedback:

Request a single-player register (1)

#### Recommendation:

Continue with online nomination portal

**Q5. Changes to tournaments (e.g. location, draws) were well communicated**



Analysis:

Big increase Agree, big drop in Disagree

Reasons:

New in 2015/16 - Introduction of Tour calendar with Promoter and event format  
Changes were minimal, but when they did occur were advertise early

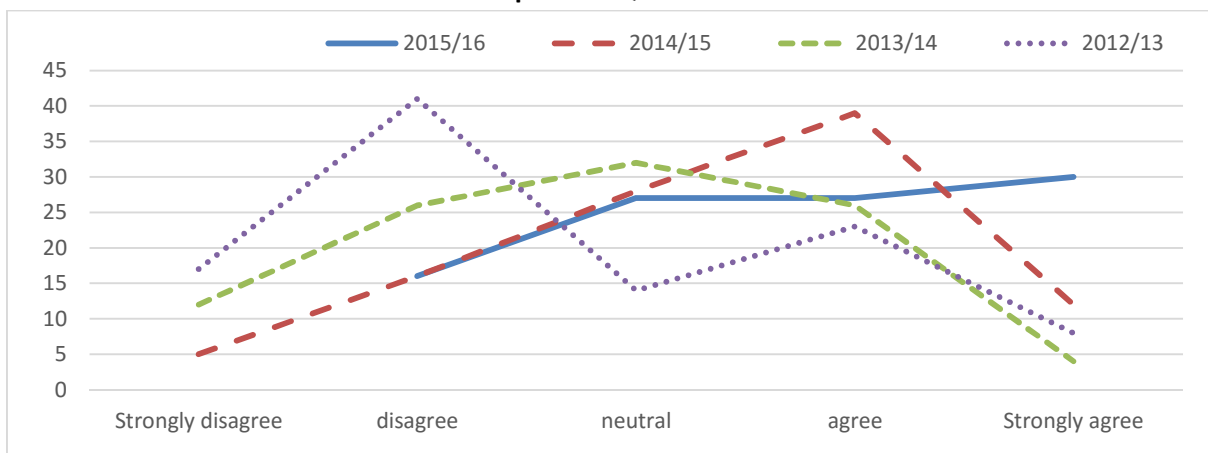
Player Survey Feedback:

Nil

Recommendation:

- 1) Keep current communication methods

**Q6. I am aware of the mechanism for athletes to provide QBVT feedback**



Analysis

No change in disagree & neutral, drop in agree equates to increase in strongly agree

Reasons:

Promoters are asked to appoint Player Reps at each tournament, during the Technical meeting (attended by all players)

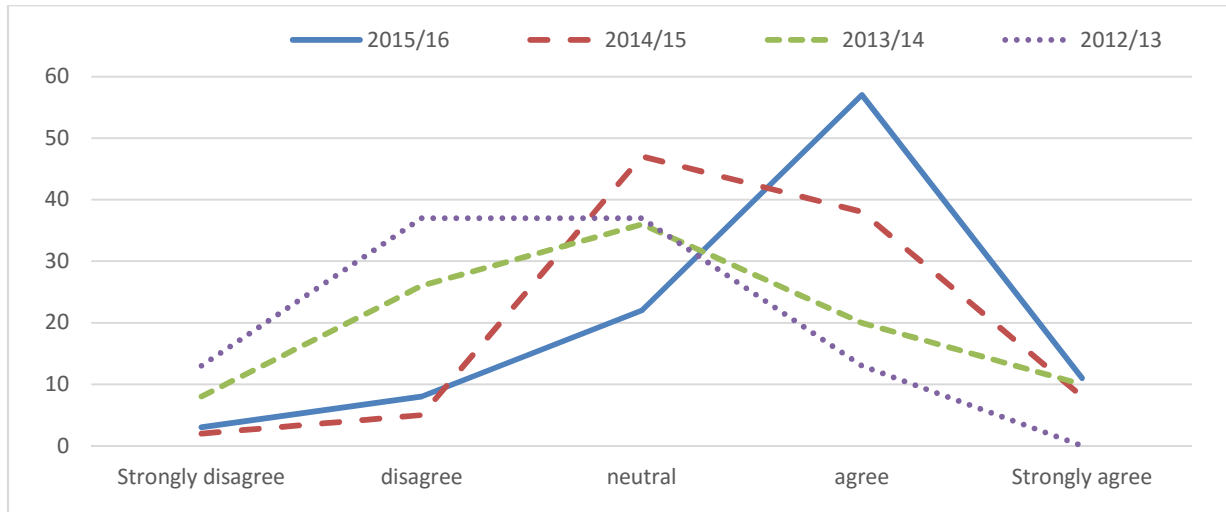
Player Survey Feedback:

Nil

Recommendation:

- 1) Continue with current methods

### Q7. QBVT provides athletes value for money



**Analysis:**

Big shift from Neutral to Agree

**Reasons:**

With tournament format promoted in advance, participants can make a value judgement prior to entry

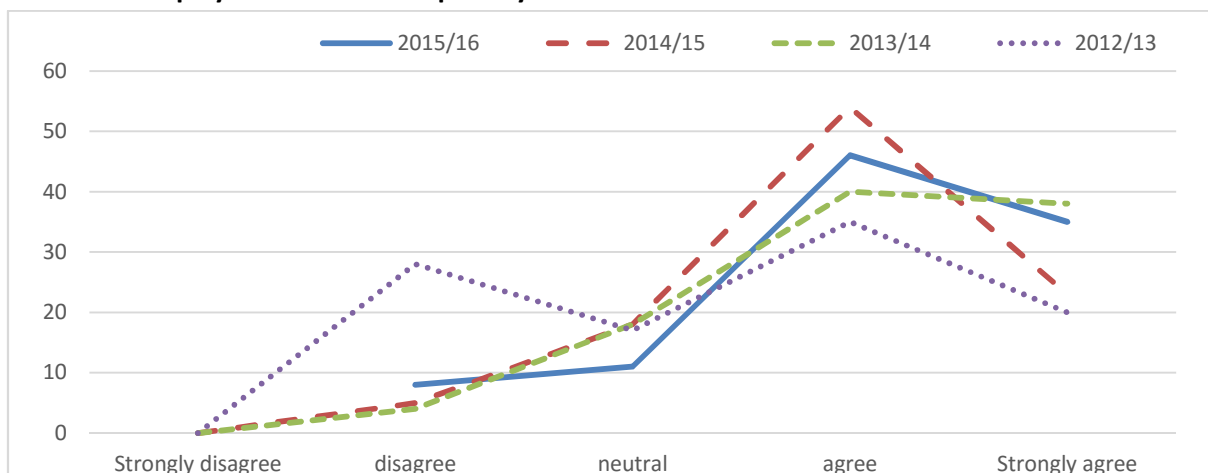
**Player Survey Feedback:**

Gold Coast events cost too much (2)

**Recommendation:**

- 1) Continue policy of providing numerous games per team
- 2) Continue to advertise draw format in advance so expectations are set

### Q8. Male and female players are treated equitably



**Analysis:**

Drop in Agree equates to increase in Strongly Agree

**Reasons:**

Equality levels have been maintained

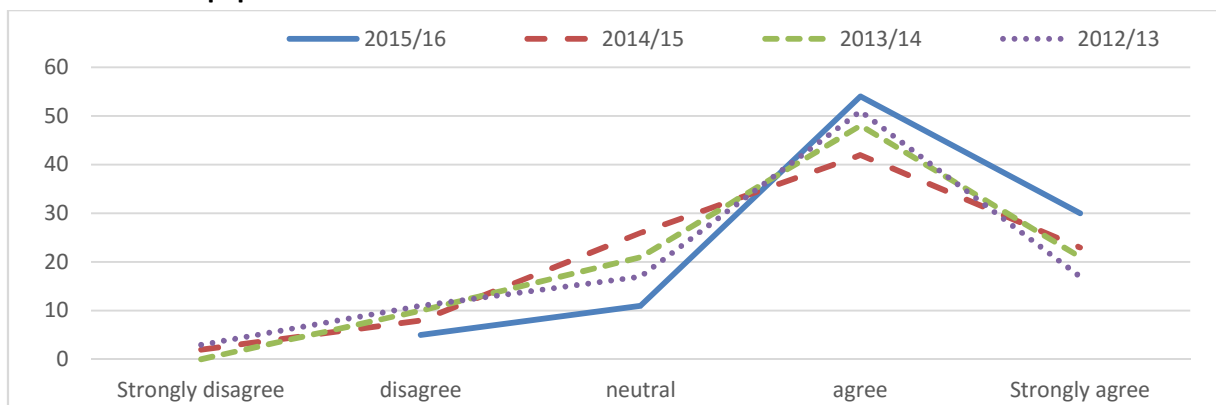
**Player Survey Feedback:**

Like men & women courts close together (1)

**Recommendation:**

- 1) Ensure gender equity is maintained

**Q9. The facilities and equipment at the tournaments were suitable for a State-level event**



Analysis:

Strong shift from Neutral to Agree & Strongly Agree

Reasons:

Minimum requirements set by VQ are being met

Player Survey Feedback:

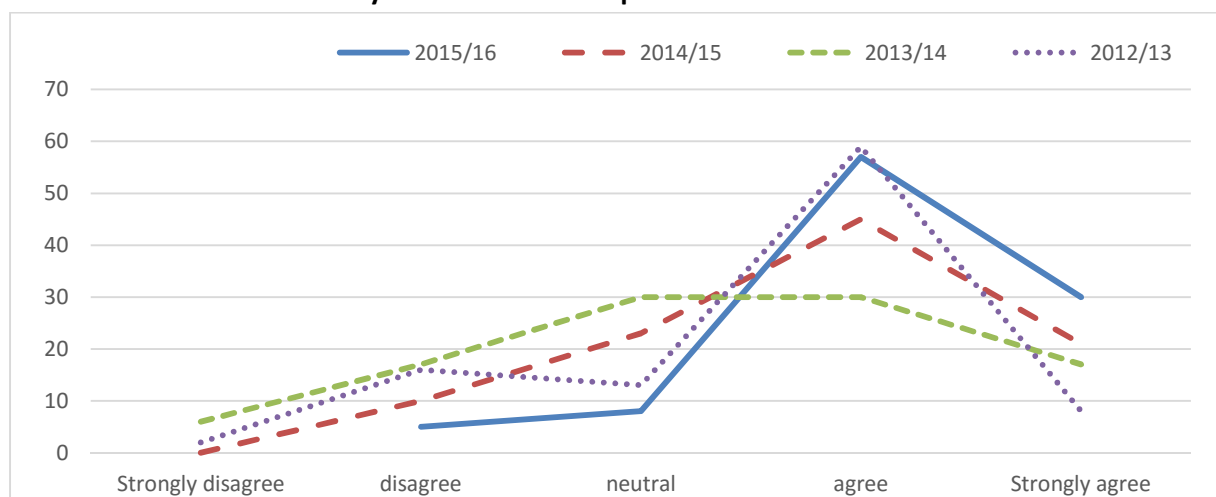
Bracken Ridge not suitable (2)

Need 2 balls per court (1)

Recommendation:

- 1) Continue to ensure Promoter Handbook requirements are met
- 2) Inspect new venues prior to acceptance to calendar

**Q10. Each tournament draw was easy to follow and transparent**



Analysis

Improvements in Agree & Strongly agree

Reasons:

VQ produce draws to standard format

Player Survey Feedback:

Draws were fair and equitable (6)

Like the multiple divisions (1)

Like the introduction of Juniors (1)

Recommendation:

- 1) Keep standardised presentation of draws



## **Additional Questions (Open Ended)**

**Q1.** What did you like best about the tournaments you did play?

The following responses received multiple mentions:

- Atmosphere (6 responses)
- It was clear (certain) promoters cared (3)
- Tournaments were well organised / ran on time (7)
- Sense of community, more inclusive & friendly (3)
- Variety of tournament locations (2)
- Draw was fair and equitable (6)
- Good to have Juniors (2)
- Music & commentators (2)

**Q2.** What were the reasons for you choosing NOT to play certain tournaments?

The following responses received multiple mentions:

- Work/ other commitments (5 responses)
- Expensive to travel / Too far to travel (9)
- Didn't like the location/promoter (6)
- Clash with National Tour (2)
- Two-day tournaments take up my whole weekend (2)
- No partner (2)
- Lack of competition (2)

## **Additional Feedback**

The following comments from the players were either reoccurring or are noteworthy:

- Cairns too early in the season (2 responses)
- Provide referees (3)
- Advertise finish times (1)
- Play Junior medal matches on centre court (1)
- Rotate pools onto centre court (1)
- Put timers on courts to stop delays (1)
- Harsher penalties for late teams (1)
- Assign a Court Monitor per court, each player does once per season (1)
- Mixed events should count towards Tour points (1)
- More player functions (1)
- More crowd interaction/activation (1)
- Finals should be top seeds, not top points (1)
- Seeding should be average finish, not points (1)
- Find-a-partner service needed (1)
- Increase Social Media (1)
- Change State Champs format as too many games close together (1)
- Rename divisions to AAA, AA, A, B etc

## Appendix A

### Responses – Categorical Questions 2015-16

	Strongly disagree	disagree	neutral	agree	Strongly agree
Information on tournaments was easily accessible and timely		2 (5%)	13 (35%)	18 (49%)	4 (11%)
QBVT offered a good geographic distribution of tournaments		2 (5%)	1 (3%)	24 (65%)	10 (27%)
There were an appropriate number of tournaments		1 (3%)	7 (19%)	23 (62%)	6 (16%)
The process for entering tournaments is easy and accessible		1 (3%)	2 (5%)	14 (38%)	20 (54%)
Changes to tournaments (e.g. location, draws) were well communicated	1 (3%)	3 (8%)	8 (22%)	21 (57%)	4 (11%)
I am aware of the mechanism for athletes to provide QBVT feedback		6 (16%)	10 (27%)	10 (27%)	11 (30%)
QBVT provides athletes value for money	1 (3%)	6 (16%)	11 (30%)	17 (46%)	2 (5%)
Male and female players are treated equitably		3 (8%)	4 (11%)	17 (46%)	13 (35%)
The facilities and equipment at the tournaments were suitable for a State-level event		2 (5%)	4 (11%)	20 (54%)	11 (30%)
Each tournament draw was easy to follow and transparent		2 (5%)	3 (8%)	21 (57%)	11 (30%)