



# QBVT 2016/17 Season Review



## Overview

At the completion of the 2012/13 QBVT season, VQ Events Coordinator, Damien Searle, was tasked with reviewing the season at the request of the VQ Board, following mixed feedback from QBVT participants. The results of the review led to significant changes in the Tour structure.

This same survey has been completed at the end of each subsequent season, including the 2016/17 season.

This report looks at the various elements of the Tour and makes comments for consideration.

## QBVT Dates

- 2012/13: 9 tournaments across 4 geographic areas, 1 promoter
- 2013/14: 12 tournaments across 6 geographic areas, 7 promoters
- 2014/15: 14 tournaments across 8 geographic areas, 9 promoters
- 2015/16: 15 tournaments (14 QBVT, 1 Special) across 8 geographic areas, 9 promoters
- 2016/17: 12 tournaments (+QJBVC) across 6 geographic areas, 6 promoters

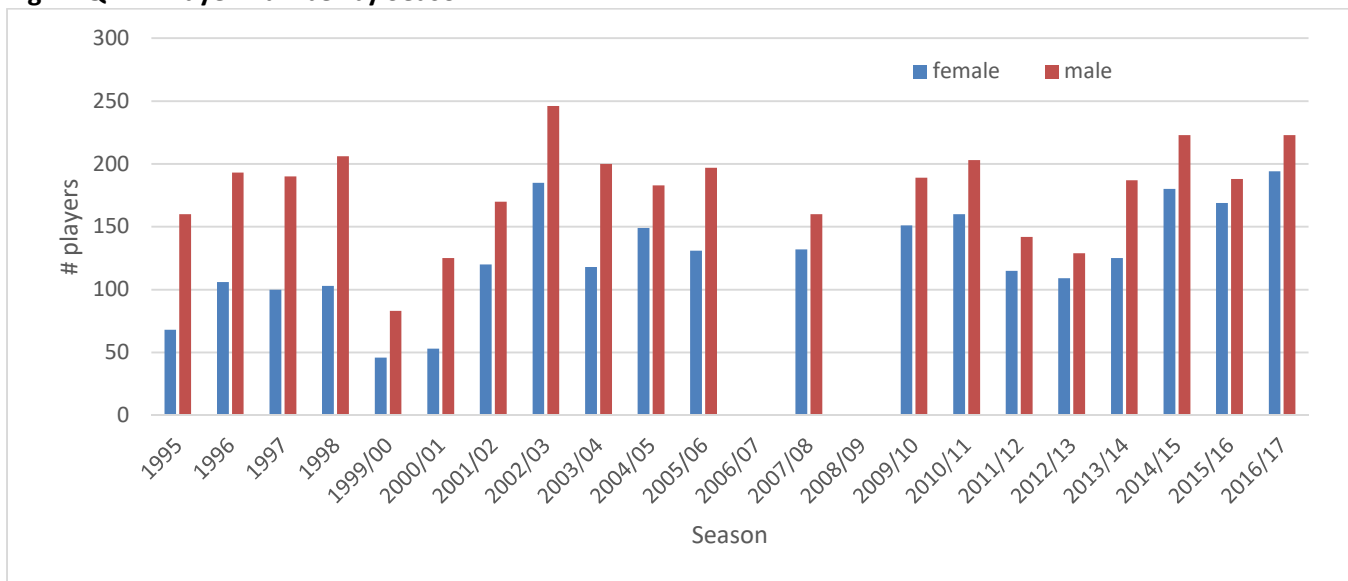
The dates of each tournament and the number of entries are shown in figure #1 (following page).

## Participation Numbers

|                                    | 2012/13 | 2013/14 | 2014/15 | 2015/16 | 2016/17 |
|------------------------------------|---------|---------|---------|---------|---------|
| Total number of tournament entries | 268     | 438     | 497     | 557     | 571     |
| Total number of individual players | 238     | 312     | 403     | 357     | 417     |

These participation numbers are compared to known previous seasons in figure #2, below.

Fig 2 - QBVT Player Number by Season



Figure#1 QBVT 2016/17 Tournaments and Entries

| Date | Rnd   | Type | Tournament Name | Promoter                          | Entries -                   |       | Entries - |       | Entries - Jnr Boys |     |     | Entries - Jnr Girls |     |      | Total |      |
|------|-------|------|-----------------|-----------------------------------|-----------------------------|-------|-----------|-------|--------------------|-----|-----|---------------------|-----|------|-------|------|
|      |       |      |                 |                                   | Prem                        | Chall | Prem      | Chall | u15                | u17 | u19 | u15                 | u17 | u19  |       |      |
| Sept | 10    | 1    | Regional        | King/Queen of the Beach @ Kurrawa | BVGC                        | 8     |           | 5     | 4                  |     |     |                     |     |      |       | 17   |
| Oct  | 15-16 | 2    | Major           | Coolangatta Major                 | V'Ball in Paradise          | 16    | 14        | 10    | 8                  |     | 2   |                     |     | 2    | 7     | 59   |
|      | 29-30 | 3    | Major           | Cairns Open Major                 | Carins VC                   | 11    | 6         | 14    |                    |     |     |                     |     |      |       | 31   |
| Nov  | 19-20 | 4    | Regional        | November Knockout                 | Sandstorm                   | 9     | 12        | 7     | 12                 |     | 3   | 3                   |     | 4    | 3     | 53   |
| Dec  | 3     | 5    | Regional        | Day/Night @ Surfers Paradise      | BVGC                        | 12    | 10        | 12    | 10                 |     |     |                     |     |      |       | 44   |
| Dec  | 17-18 | 6    | Regional        | Bracken Ridge Regional            | Bracken Ridge Sports Centre | 9     | 14        | 8     | 13                 |     |     |                     |     |      |       | 44   |
| Jan  | 14-15 | 7    | Major           | Brisbane Open                     | Sandstorm                   | 13    | 15        | 14    | 14                 |     | 5   |                     |     | 10   |       | 71   |
|      | 27-29 | 8    | QLD OPEN        | Qld Open @ Surfers                | BVGC                        | 41    |           | 37    |                    |     | 8   |                     |     | 11   |       | 97   |
| Feb  | 04-05 | 9    | Major           | Sunshine Coast Major              | V'Ball in Paradise          | 19    | 12        | 16    | 10                 |     | 7   |                     |     | 10   |       | 74   |
|      | 18-19 | 10   | Junior          | QJBVC                             | BVGC                        |       |           |       |                    | (2) | (5) | (5)                 | (3) | (12) | (8)   | (35) |
|      | 25-26 | 11   | Major           | Bundaberg Major @ Neilsons Beach  | V'Ball in Paradise          | 10    | 9         | 6     | 4                  |     | 1   |                     |     | 3    |       | 33   |
| Mar  | 11-12 | 12   | Major           | Rockhampton Open                  | ISA Rocky                   | 6     | 8         | 4     |                    |     |     |                     |     |      |       | 18   |
| Apr  | 1     | 13   | Qld Champs      | Queensland Champs @ Surfers       | Beach Qld                   | 8     | 3         | 8     | 5                  |     | 2   |                     |     | 4    |       | 30   |
|      |       |      |                 |                                   |                             | 162   | 103       | 141   | 80                 | 0   | 28  | 3                   | 0   | 44   | 10    | 571  |

## Player Demographics

Male – 223 players (53%)

Female – 194 players (47%)

Of the known home towns of players participating in the QBVT 2016-17:

|                                    | 2012/13 | 2013/14 | 2014/15 | 2015/16 | 2016/17 |
|------------------------------------|---------|---------|---------|---------|---------|
| North Queensland                   | 3%      | 12%     | 5%      | 4%      | 6%      |
| Central Queensland                 | 10%     | 9%      | 10%     | 13%     | 7%      |
| Sunshine Coast                     | 6%      | 9%      | 12%     | 9%      | 5%      |
| Brisbane                           | 62%     | 57%     | 37%     | 50%     | 47%     |
| Gold Coast                         | 15%     | 12%     | 11%     | 12%     | 15%     |
| Toowoomba/Ipswich                  | 2%      | 1%      | 1%      | 0%      | 2%      |
| Interstate                         |         |         | 11%     | 11%     | 14%     |
| International (NZ, PNG, Guam, USA) |         |         | 13%     | 1%      | 4%      |

## VQ Membership

To compete on the QBVT players must be registered with VQ; for Premier (AAA) division they must be 'Full' members, and Challenger (AA) and Junior divisions 'Recreational' members. Alternatively, players may complete a one-off 'tournament' membership.

QBVT 2012-13 - 13% of participants were current VQ members\* at the tournament they played

QBVT 2013-14 - 98% of participants were current VQ members\* at the tournament they played

QBVT 2014-15 - 100% of participants were current VQ members\* at the tournament they played

QBVT 2015-16 - 100% of participants were current VQ members\* at the tournament they played

QBVT 2016-17 - 99% of participants were current VQ members\* at the tournament they played

(\* or members of their home State/Country)

## Player Feedback

Player's views on the Tour were sought in order to gather a picture of the 'customers view'. This was achieved via an email to all players from VQ asking them to complete the Player Survey on-line (via Jot Form).

### The Questionnaire

The questionnaire was comprised of two sections

- 10 closed questions (the same questions have been used since 2012/13) - where responses were provided as one of 5 options, 'strongly disagree' to 'strongly agree'.
- 2 open questions – where respondents were free to answer as they chose.
- In the 2014/15, 2 new questions were added.

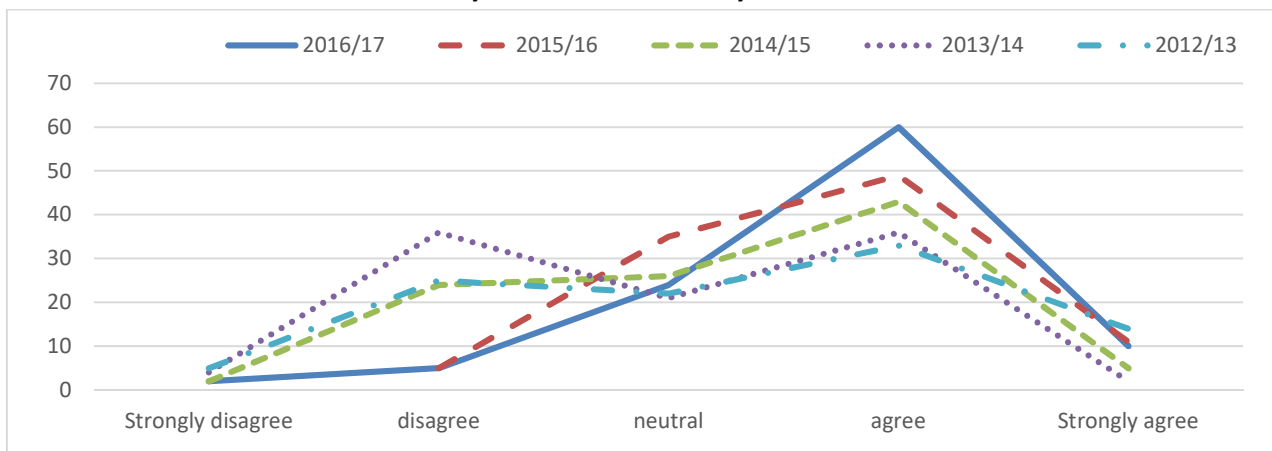
### Responses

- 42 responses were submitted on-line

## Analysis of Player Feedback

The following graphs compare the feedback gathered at the end of this season (2016/17) season with that from the previous seasons. (Data used to generate these graphs can be viewed in Appendix A).

### Q1. Information on tournaments was easily accessible and timely



#### Analysis:

Strong positive shift from Neutral to Agree

#### Reasons:

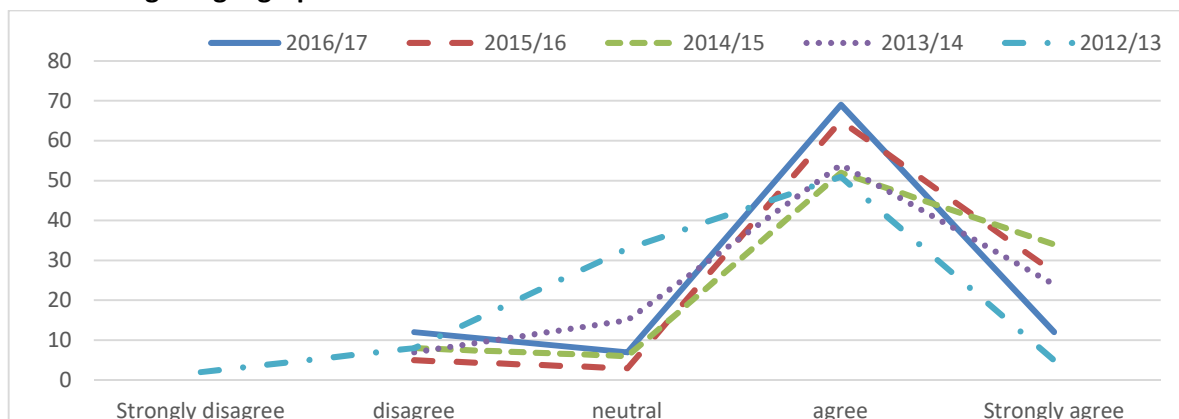
Dates, draw format, promoter and entry fee for all tournaments was advertised prior to the season start.

#### Player Survey Feedback:

- Distribute calendar earlier
- better communication NOT based on facebook.
- More facebook communication (3)
- Provide social media reports on events on the QLD players page or equivalent with included photos.
- Publish the round results in a more timely fashion
- More promotion for away/regional rounds well before nomination.
- Providing more information about how the day works before the tournament. As a new player, this would have been helpful as I was unaware of what to expect
- Please define a minimum required level of communication about events from promoters in the days prior to the competition. This should include team lists and draw

#### Recommendations:

### Q2. QBVT offered a good geographic distribution of tournaments



Analysis:

Similar to last season.

Reasons:

No new venues added.

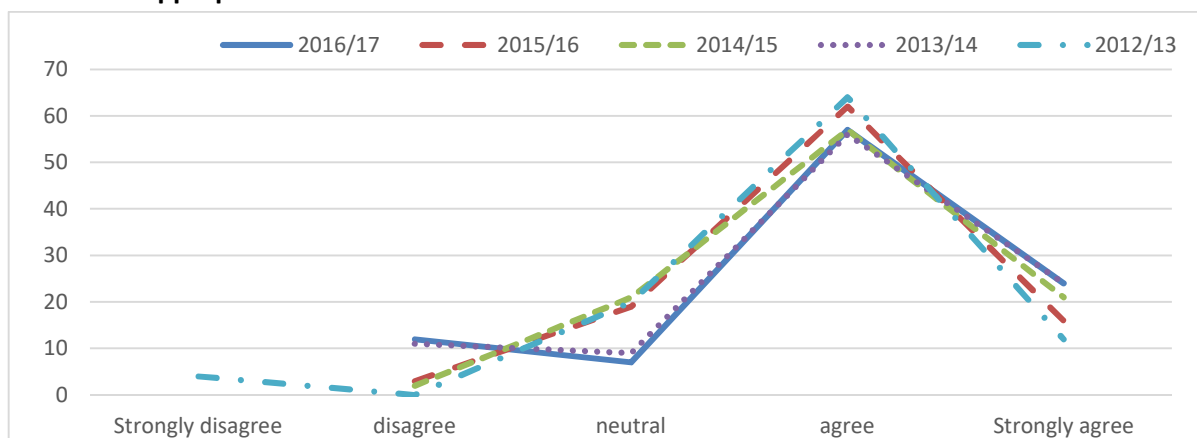
Player Survey Feedback:

- More one day events (3)
- Having less gold coast rounds worked this year
- More competitions on northside
- More tournaments at sand storm
- more chances for newer athletes to compete and improve
- More regional venues
- Don't put 2 travel rounds next to each other

Recommendation:

- 1) Aim to keep wide distribution of tournaments, adding new venues if appropriate

**Q3. There were an appropriate number of tournaments**



Analysis:

Slight shift from Neutral to Disagree, otherwise little change from previous seasons

Reasons:

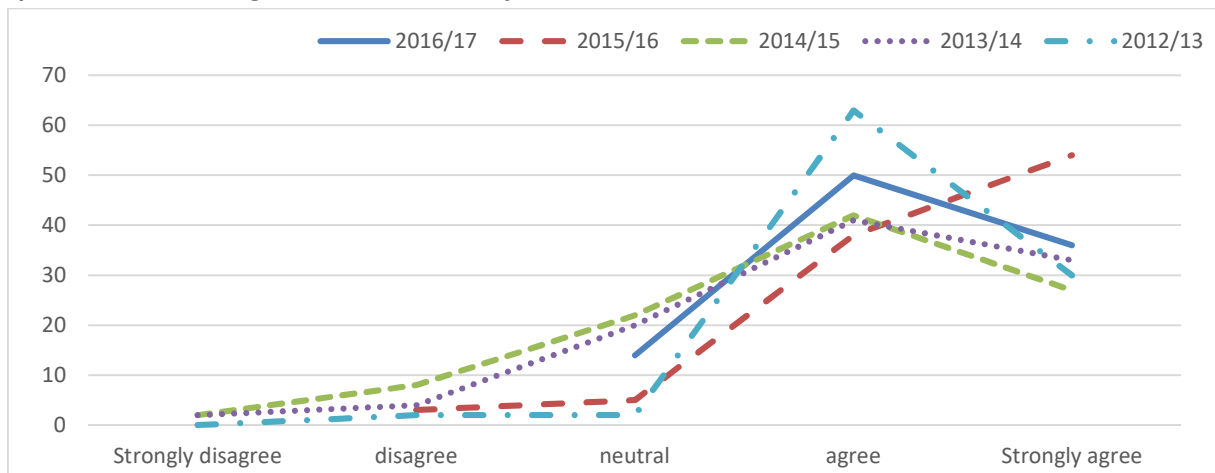
Player Survey Feedback:

- Reduce the total number of tournaments to approx one a month, and have them more evenly spread throughout the state. If tournaments were more spaced out, it would be easier for players to afford travelling and increase enthusiasm to play in each tournament. Hopefully this would mean higher participation in the tournaments further away from south east Queensland (Rockhampton, Cairns, Bundaberg).
- there are enough tournaments

Recommendation:

- 1) Aim to keep current number of tournaments

**Q4. The process for entering tournaments is easy and accessible**



**Analysis:**

Only Neutral and positive responses received. Decrease in Strongly Agree from 2015/16 equates to increases in Agree and Neutral.

**Reasons:**

VQ-run centralised on-line entry process

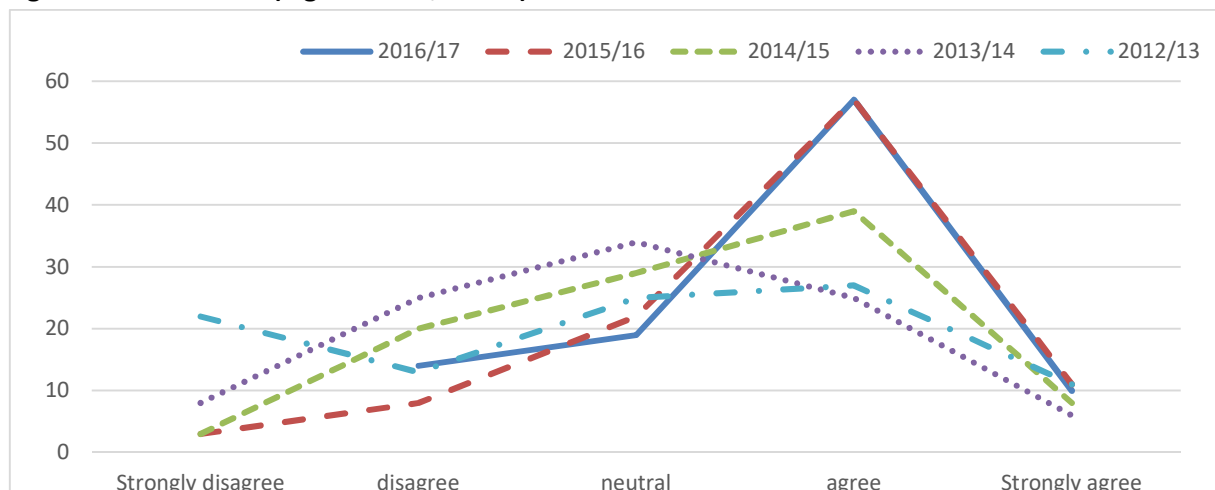
**Player Survey Feedback:**

Nil

**Recommendation:**

Continue with online nomination portal

**Q5. Changes to tournaments (e.g. location, draws) were well communicated**



**Analysis:**

Slight increase in disagree, otherwise identical in Agree and Strongly Agree.

**Reasons:**

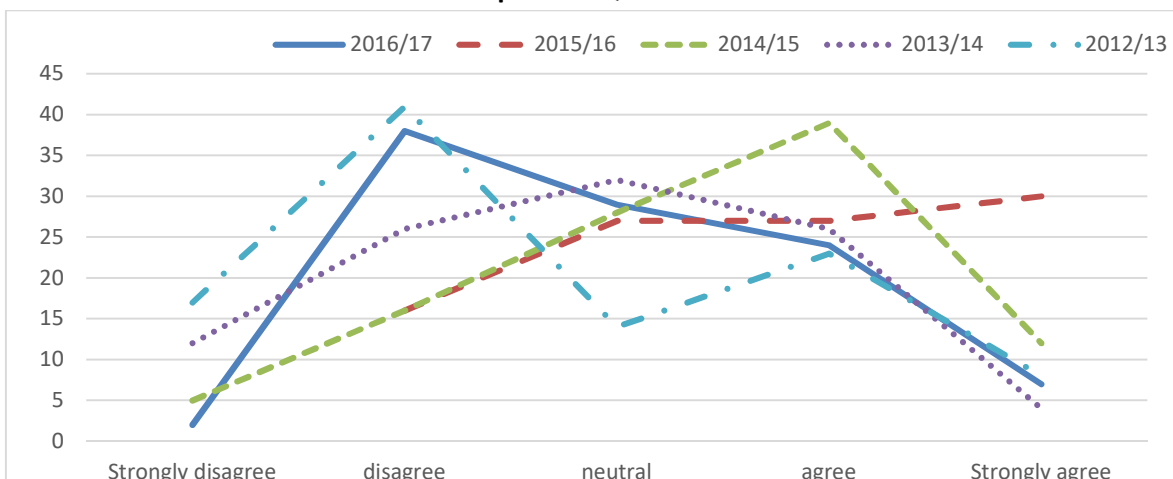
**Player Survey Feedback:**

Nil

**Recommendation:**

- 1) Keep current communication methods

**Q6. I am aware of the mechanism for athletes to provide QBVT feedback**



Analysis

Strong shift to disagree

Reasons:

Promoters were not requested to appoint Player Reps at each tournament, during the Technical meeting, attended by all players, as had been the case in previous seasons as the Beach Committee had been established.

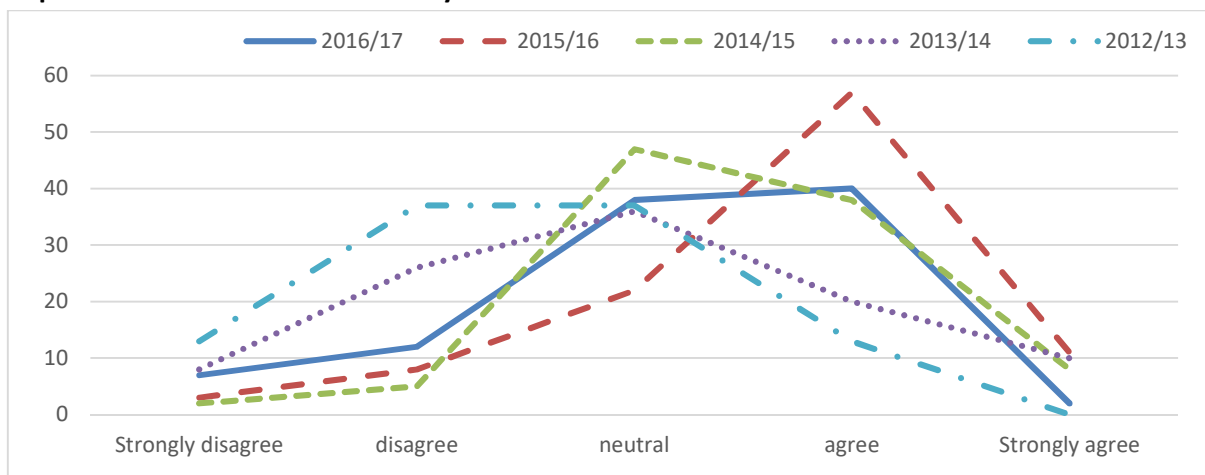
Player Survey Feedback:

Nil

Recommendation:

- 1) Reinstate Player Reps
- 2) Advertise Beach Committee

**Q7. QBVT provides athletes value for money**



Analysis:

Positive gains over previous seasons have dropped off, with 2016/17 satisfaction reverting to near 2014/15 levels.

Reasons:

Player Survey Feedback:

- Empowering promoters to set their price has resulted in some promoters charging high fees (e.g. Beach Volleyball Gold Coast). When I asked the promoter about why the fees are high, he said it was because players were walking away (which is incredibly counter intuitive). There is also competitive incentive for

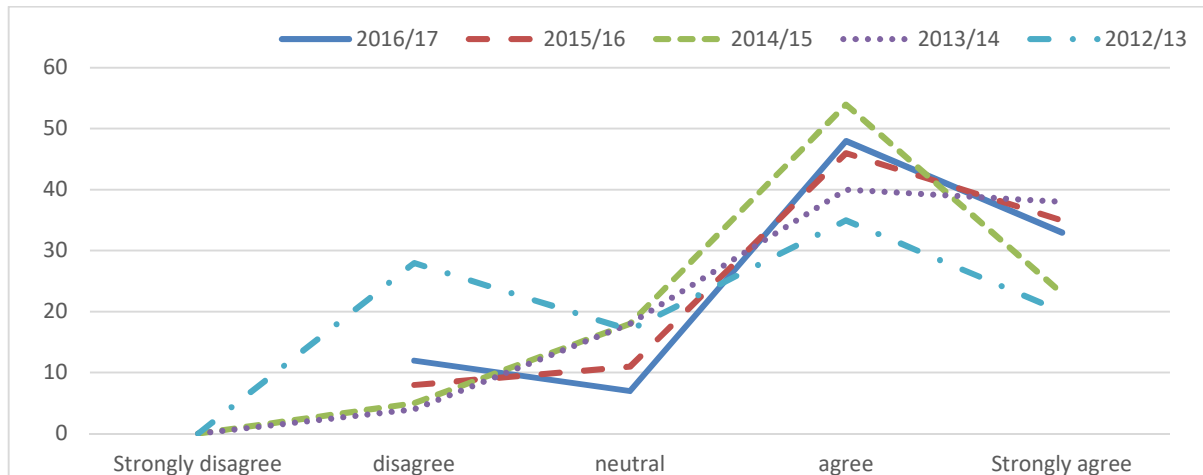
players to play each round, and choosing not to play some of these rounds makes their standing suffer. The tour is very expensive, these rounds contribute to it.

- Please review the pricing mechanism for rounds because it does not act as a truly open-market. Consider a price cap: this incentivises promoters to offer more to attract players with quality if they are worried about their bottom line.
- BVGC charge too much (3)

Recommendation:

- 1) Continue policy of providing numerous games per team
- 2) Continue to advertise draw format in advance so expectations are set
- 3) Consider price cap

**Q8. Male and female players are treated equitably**



Analysis:

2016/17 almost identical to previous season.

Reasons:

Equality levels have been maintained

Player Survey Feedback:

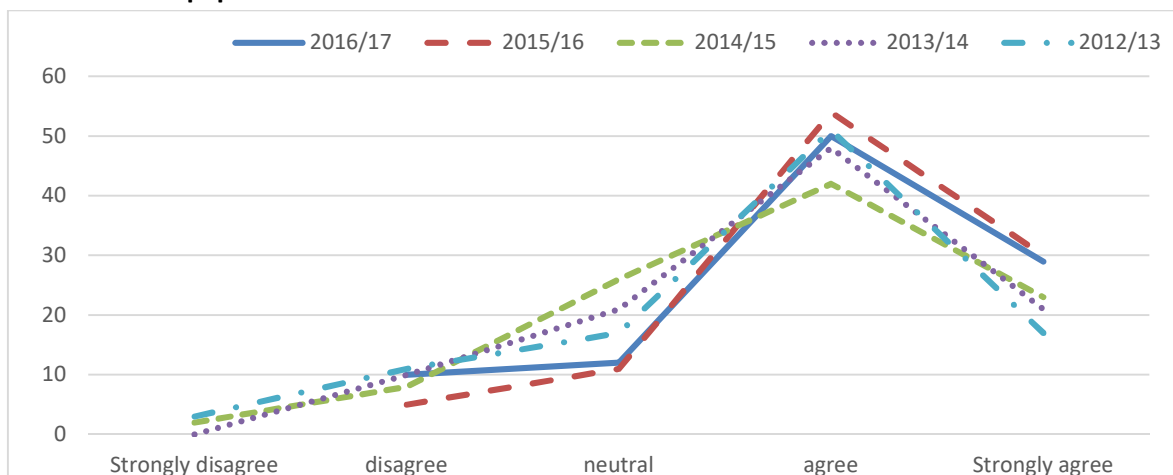
- Having 4 show courts at Qld Champs was a great idea (2)
- Better availability of show courts for junior athletes

Recommendation:

- 1) Ensure gender equity is maintained



**Q9. The facilities and equipment at the tournaments were suitable for a State-level event**



Analysis:

2016/17 almost identical to previous season.

Reasons:

Minimum requirements set by VQ are being met

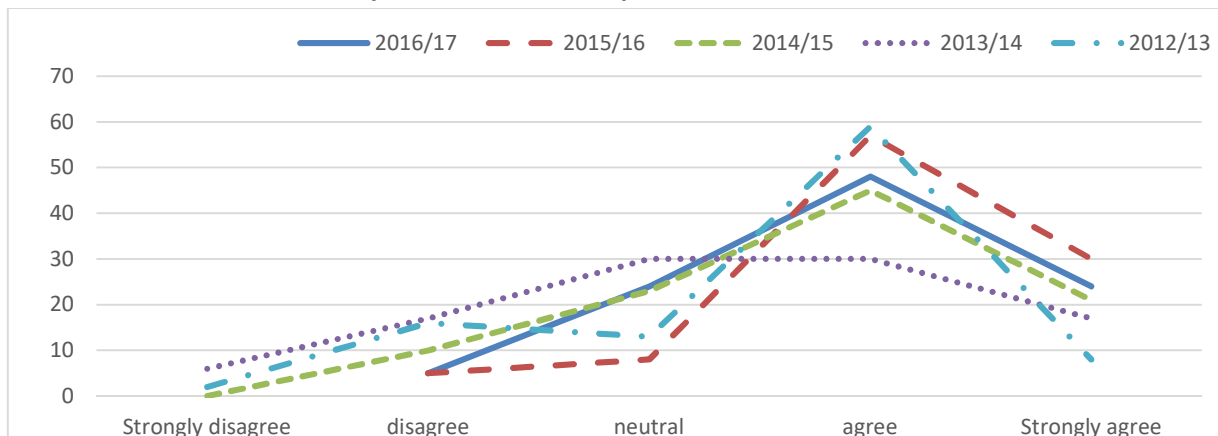
Player Survey Feedback:

- Some tournaments did not provide adequate shade

Recommendation:

- 1) Continue to ensure Promoter Handbook requirements are met
- 2) Inspect new venues prior to acceptance to calendar

**Q10. Each tournament draw was easy to follow and transparent**



Analysis

Shift from Agree & Strongly Agree to Neutral

Reasons:

VQ produce draws to standard format

Player Survey Feedback:

- Release the draw earlier (ie before the tournament)
- The tournaments especially towards the end of the season were run fairly efficiently with good draws

Recommendation:

- 1) Keep standardised presentation of draws

## **Additional Questions** (Open Ended)

**Q1.** What did you like best about the tournaments you did play?

The following responses received multiple mentions:

- Atmosphere (6 responses)
- Promoters and Tournament Directors well received (5)
- Tournaments were well organised (7)
- Sense of community, more inclusive & friendly, fun (10)
- Variety of tournament locations (4)
- Value for money (3)
- Standard of play (7)
- After tournament functions (2)

**Q2.** What were the reasons for you choosing NOT to play certain tournaments?

The following responses received multiple mentions:

- Work/ other commitments (11 responses)
- Expensive to travel / Too far to travel (17)
- Didn't like the location/promoter (4)
- Two-day tournaments take up my whole weekend (2)
- No partner (3)
- Lack of competition (2)
- Value (lack of) for money (3)

## **Additional Feedback**

The following comments from the players were either reoccurring or are noteworthy:

- No wild cards for finals (3)
- It was a very strong statement to grant a wildcard to the finals. We want to have the best players competing when they can
- Provide uniforms for players to buy (2)
- Have one team player only required for tech meeting to assist long distance travellers
- Open players forum/meeting for all to attend to make all by-laws/season regulations clear to all
- For tournaments with a heat wave no games 11am-2pm to avoid the heat (3)
- Have someone assigned to take care of juniors at each tournament - someone who will be around to ensure matches are on time and umpiring is going well. Too often juniors are left to their own devices.

## Appendix A

### Responses – Categorised Questions 2015-16

|   | Strongly disagree | disagree    | neutral     | agree       | Strongly agree |
|---|-------------------|-------------|-------------|-------------|----------------|
| Information on tournaments was easily accessible and timely                           | 1<br>(2%)         | 2<br>(5%)   | 10<br>(24%) | 25<br>(60%) | 4<br>(10%)     |
| QBVT offered a good geographic distribution of tournaments                            |                   | 5<br>(12%)  | 3<br>(7%)   | 29<br>(69%) | 5<br>(12%)     |
| There were an appropriate number of tournaments                                       |                   | 5<br>(12%)  | 3<br>(7%)   | 24<br>(57%) | 10<br>(24%)    |
| The process for entering tournaments is easy and accessible                           |                   |             | 6<br>(14%)  | 21<br>(50%) | 15<br>(36%)    |
| Changes to tournaments (e.g. location, draws) were well communicated                  |                   | 6<br>(14%)  | 8<br>(19%)  | 24<br>(57%) | 4<br>(10%)     |
| I am aware of the mechanism for athletes to provide QBVT feedback                     | 1<br>(2%)         | 16<br>(38%) | 12<br>(29%) | 10<br>(24%) | 3<br>(7%)      |
| QBVT provides athletes value for money  | 3<br>(7%)         | 5<br>(12%)  | 16<br>(38%) | 17<br>(40%) | 1<br>(2%)      |
| Male and female players are treated equitably   |                   | 5<br>(12%)  | 3<br>(7%)   | 20<br>(48%) | 14<br>(33%)    |
| The facilities and equipment at the tournaments were suitable for a State-level event |                   | 4<br>(10%)  | 5<br>(12%)  | 21<br>(50%) | 12<br>(29%)    |
| Each tournament draw was easy to follow and transparent                               |                   | 2<br>(5%)   | 10<br>(24%) | 20<br>(48%) | 10<br>(24%)    |