



QBVT 2020/21 Season Review



Overview

At the completion of the 2012/13 QBVT season, VQ Events Coordinator, Damien Searle, was tasked with reviewing the season at the request of the VQ Board, following mixed feedback from QBVT participants. The results of the review led to significant changes in the Tour structure.

This same survey has been completed at the end of each subsequent season, including the 2019/20 season.

This report looks at the various elements of the Tour and makes comments for consideration.

QBVT Dates

2012/13:	9 tournaments across 4 geographic areas, 1 promoter
2013/14:	12 tournaments across 6 geographic areas, 7 promoters
2014/15:	14 tournaments across 8 geographic areas, 9 promoters
2015/16:	15 tournaments (14 QBVT, 1 Special) across 8 geographic areas, 9 promoters
2016/17:	12 tournaments (+QJBVC) across 6 geographic areas, 6 promoters
2017/18:	12 tournaments (+QJBVC & Mixed Pairs) across 6 geographic areas, 7 promoters
2018/19:	12 tournaments (+QJBVC & Qld 4-a-side) across 6 geographic areas, 7 promoters
2019/20:	10 tournaments (+ Qld Masters) across 5 geographic areas, 5 promoters
2020/21:	11 tournaments (+ Qld Masters) across 4 geographic areas, 5 promoters

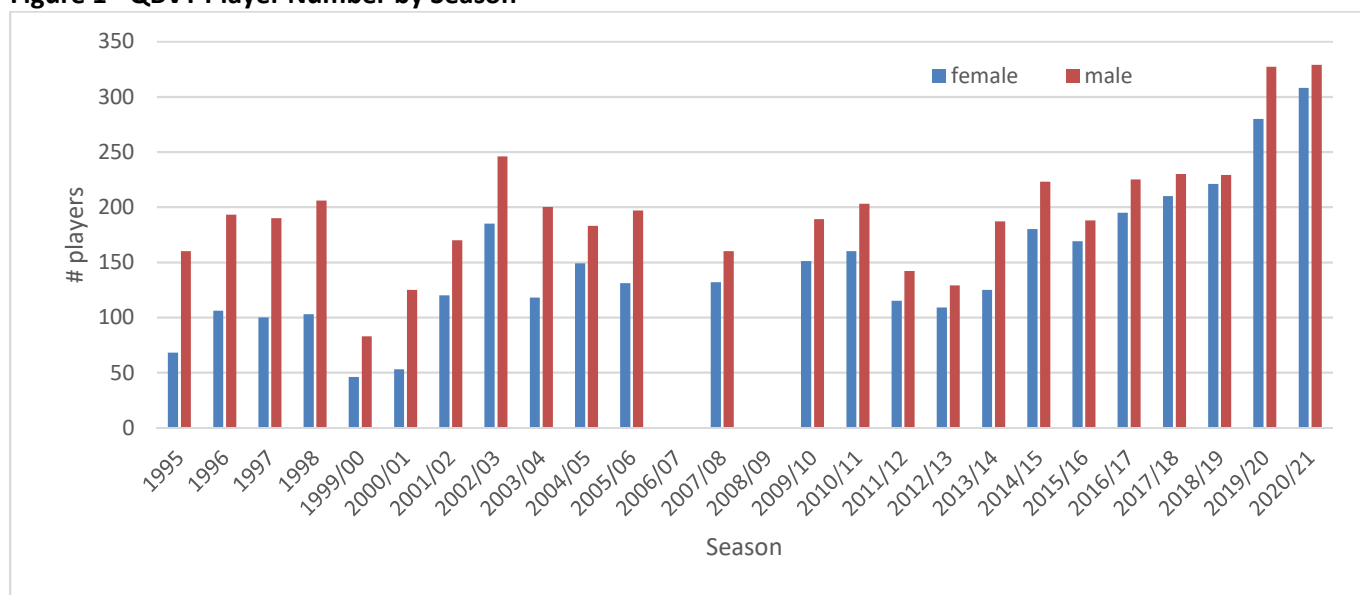
The dates of each tournament and the number of entries are shown in figure #2 (following page).

Participation Numbers

	2013/14	2014/15	2015/16	2016/17	2017/18	2018/19	2019/20	2020/21
# Tournament entries	438	497	557	571	569	649	796	902
# Individual players	312	403	357	417	418	450	607	647

These participation numbers are compared to known previous seasons in figure #1, below.

Figure 1 - QBVT Player Number by Season



Figure#2 QBVT 2020/21 Tournaments and Entries

					Entries - M		Entries - W		Entries - Jnr Boys	Entries - Jnr Girls	Entries - Jnr Boys	Entries - Jnr Girls	Total
Date	Rnd	Tournament Name	Promoter		Prem	Chall	Prem	Chall	U19	U19	U15	U15	
Sept	5	1	Sandstorm Shootout	Sandstorm	12	15	16	8					51
	19-20	2	Surfers D-N	V'Ball In Paradise	31		22					5	58
Oct	10	3	Mooloolaba	TDB	24	24	24	12					84
	24-25	4	Surfers D-N	V'Ball In Paradise	24	12	24	20	7	6	4	13	110
Nov	14-15	5	Kurrawa Major	Sandstorm	24	16	24	12	3	7	5	7	98
	28-29	6	Bracken Ridge Regional	MG	19		22		4	8	7	10	70
Dec	19-20	7	Surfers Paradise Regional+	V'Ball In Paradise	24	20	24	14	4	6	8	7	107
Jan	9-10*	8	Qld Open	VQ	40		45		4	5	7	14	115
Feb	6-7	9	Brisbane Major	Sandstorm	16	12	16	10	15	5	19	10	103
	20-21	10	Bundaberg Major	V'Ball In Paradise	16	9	10	5		5			45
Mar	6**	11	QLD Championships	VQ	12	8	12	9	4	6	5	5	61
					242	116	239	90	41	48	55	71	<i>902</i>

+ venue changed to Kurrawa due to beach erosion

* Qld Open date & venue changed due to COVID lockdown (played 6-7 Mar @ Coolangatta)

**Qld Championships date & venue changed due to Qld Open move (played 2 Apr @ Mooloolaba)

Player Demographics

Male – 308 Players (48%)

Female – 329 players (52%)

Of the known home towns of players participating in the QBVT 2019-20:

	2012/13	2013/14	2014/15	2015/16	2016/17	2017/18	2018/19	2019/20	2020/21
North Qld	3%	12%	5%	4%	6%	5%	3%	0.5%	1%
Central Qld	10%	9%	10%	13%	7%	8%	12%	11.5%	6%
Sunshine Coast	6%	9%	12%	9%	5%	10%	14%	8%	11%
Brisbane	62%	57%	37%	50%	47%	46%	52%	64%	60%
Gold Coast	15%	12%	11%	12%	15%	15%	8%	9%	19%
Too'ba/Ipswich	2%	1%	1%	0%	2%	1%	1%	1%	2%
Interstate			11%	11%	14%	9%	4%	4%	1%
International			13%	1%	4%	2%	6%	1%	-

VQ Membership

To compete on the QBVT, players must be registered members with VQ. For Premier (AAA) division they must be 'Full' members, and for Challenger (AA) and Junior divisions they must be 'Recreational' members. Players who are not registered with VQ in the current year but wish to participate in one round of QBVT may register with a one-off 'Tournament' membership that can only be utilised at that event.

QBVT 2012-13 - 13% of participants were current VQ members* at the tournament they played
QBVT 2013-14 - 98% of participants were current VQ members* at the tournament they played
QBVT 2014-15 - 100% of participants were current VQ members* at the tournament they played
QBVT 2015-16 - 100% of participants were current VQ members* at the tournament they played
QBVT 2016-17 - 99% of participants were current VQ members* at the tournament they played
QBVT 2017-18 - 99% of participants were current VQ members* at the tournament they played
QBVT 2018-19 - 95% of participants were current VQ members* at the tournament they played
QBVT 2019-20 - 96% of participants were current VQ members* at the tournament they played
QBVT 2020-21 - 97% of participants were current VQ members* at the tournament they played

(* or members of their home State/Country)

Player Feedback

Player's views on the Tour were sought after in order to gather a picture of the 'customers view'. This was achieved via an email to all players from VQ asking them to complete the Player Survey on-line (via Jot Form).

The Questionnaire

The questionnaire was comprised of two sections

- 10 closed questions (the same questions have been used since 2012/13) - where responses were provided as one of 5 options, 'strongly disagree' to 'strongly agree'.
- 2 open questions – where respondents were free to answer as they chose.
- In the 2014/15, 2 new questions were added.
In 2017/18, 1 new closed question was added due to the increasing number of junior participants:
"Junior and Senior players were treated equally".

Responses

In 2020/21, 56 responses were submitted on-line via Jotform.

This response rate (14%) compares favourably with that of previous seasons.

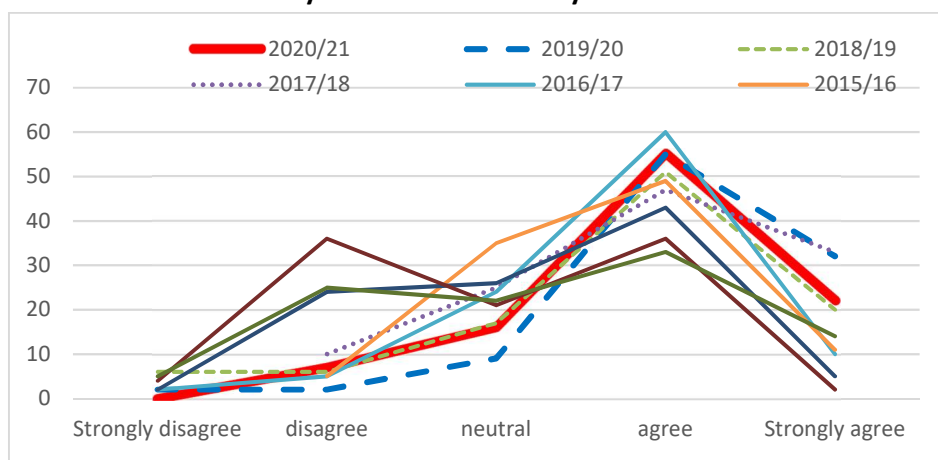
Season	2012/13*	2013/14*	2014/15*	2015/16	2016/17	2017/18	2018/19	2019/20	2020/21
Response rate	16%	20%	15%	10%	10%	11%	8 %	14%	9%

* Questionnaires were handed out at QBVT Finals

Analysis of Player Feedback

The following graphs compare the feedback gathered at the end of this season (2020/21) with that from the previous seasons.

Q1. Information on tournaments was easily accessible and timely



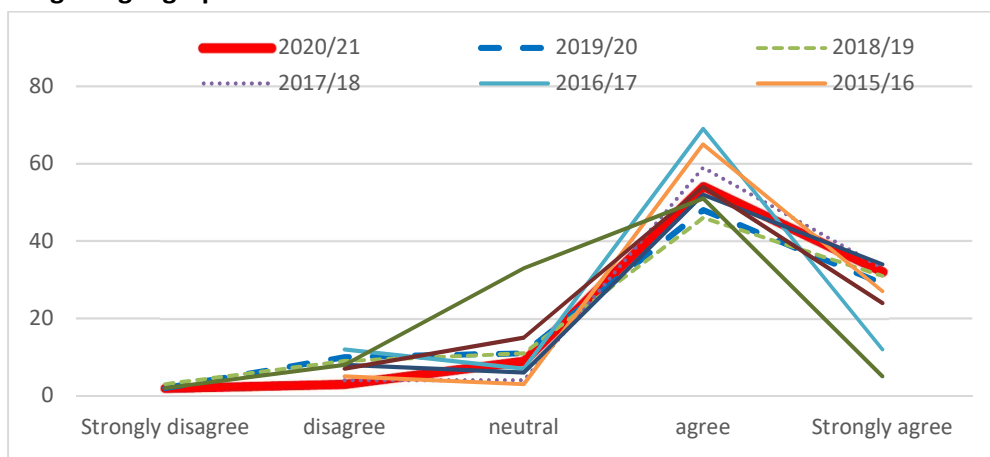
Analysis:

Responses continue to be very positive.

Recommendation:

- Continue with communication strategies, enhancing where possible.

Q2. QBVT offered a good geographic distribution of tournaments



Analysis:

2019/20 saw a reduction in the number of events, including no event in Cairns/North Qld (unable to secure a Promoter), and only 1 Central Qld (Rockhampton promoter unable to deliver due to COVID).

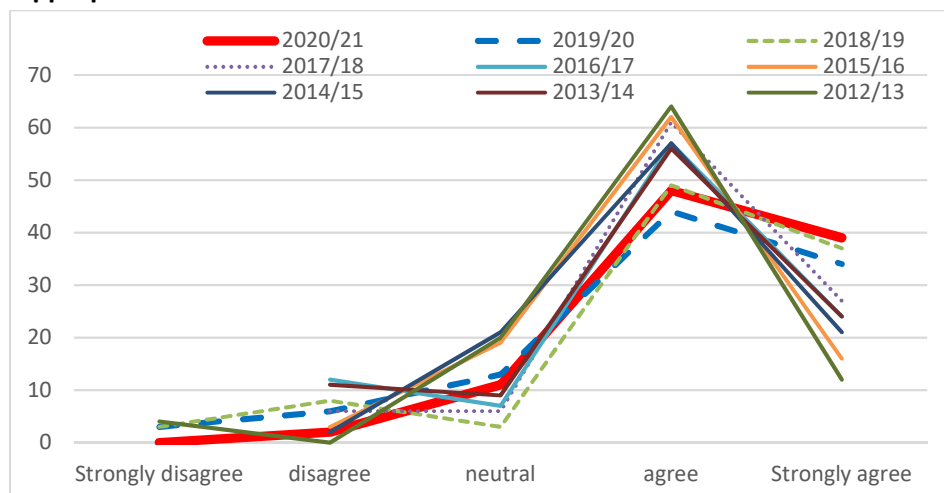
Player Feedback

- More tournaments in the Central to Northern (x1)

Recommendation:

- Reintroduce events in North & Central Qld, adding new venues if appropriate

Q3. There were an appropriate number of tournaments



Analysis:

Shift from Agree to Strongly Agree.

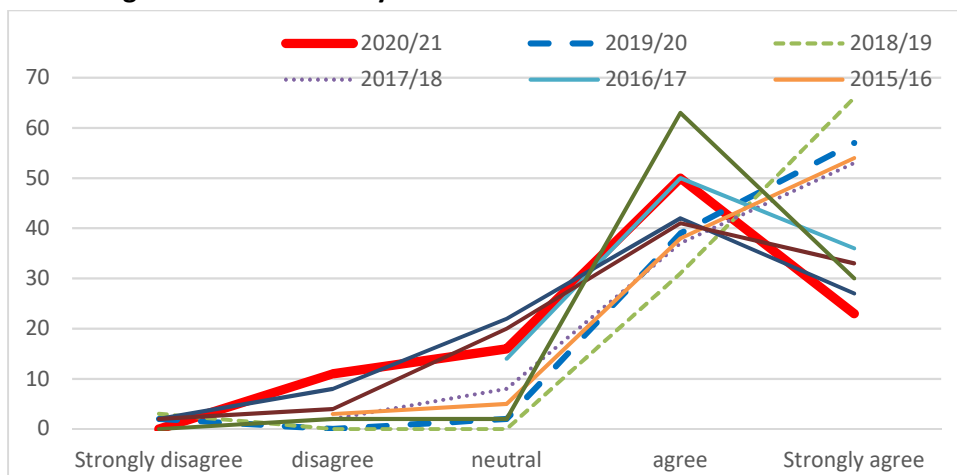
Player Feedback:

- more one-day tournaments (x1)
- more two-day tournaments (x1)

Recommendation:

- Aim to keep current number tournaments whilst maintain quality and even spread of tournament through the summer

Q4. The process for entering tournaments is easy and accessible



Analysis:

Strong shift from Strongly Agree to Agree.

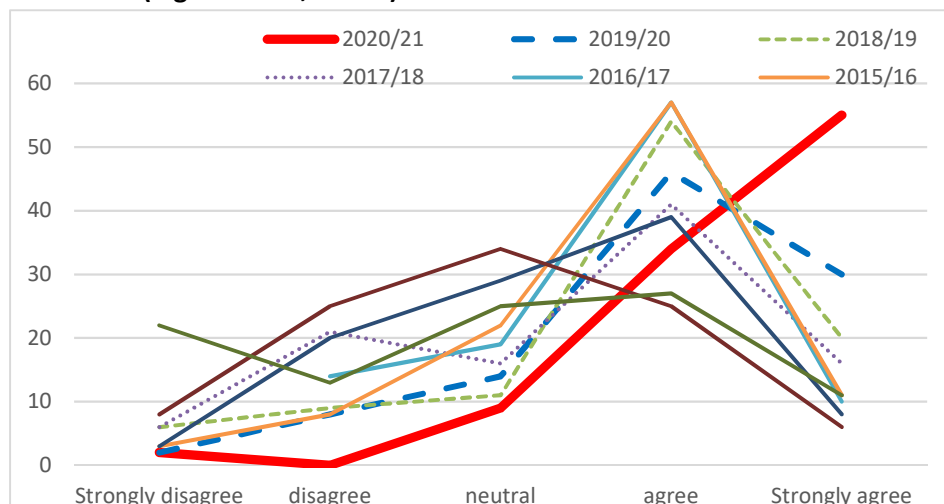
Player Feedback:

- having to fill in everyone's details with every rego is tiresome (x1)

Recommendation:

- Continue with online nomination portal, simplifying where possible

Q5. Changes to tournaments (e.g. location, draws) were well communicated



Analysis:

Strong shift from Agree to Strongly Agree.

Qld Open was rescheduled at last minute due to COVID lock-down. Feedback from players at the time about the speed and clarity information communicated was very positive.

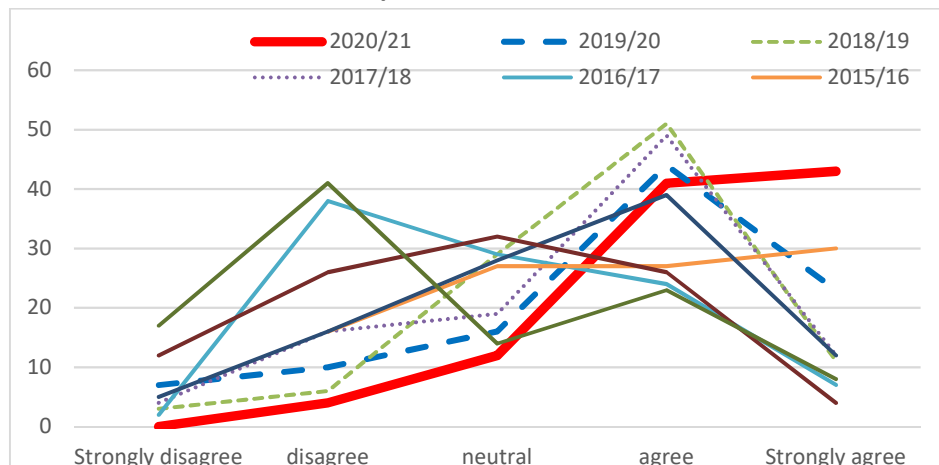
Player Feedback:

- Tournaments were well organised (x7)

Recommendation:

- Keep current communication methods

Q6. I am aware of the mechanism for athletes to provide QBVT feedback



Analysis

Strong shift from Disagree/Strongly Disagree to Strongly Agree.

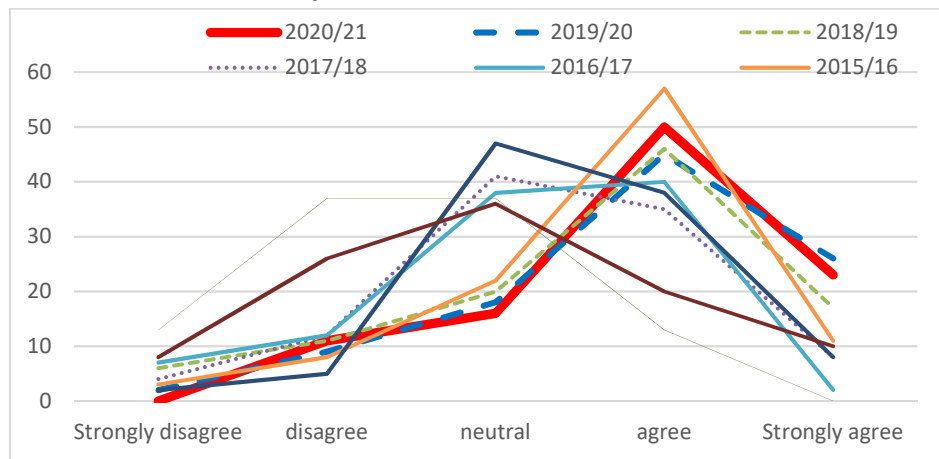
Player Feedback:

- None received

Recommendation:

- Continue to select Player Reps and advertise committee members.
- Continue to promote the Beach Committee

Q7. QBVT provides athletes value for money



Analysis:

Little change from last season.

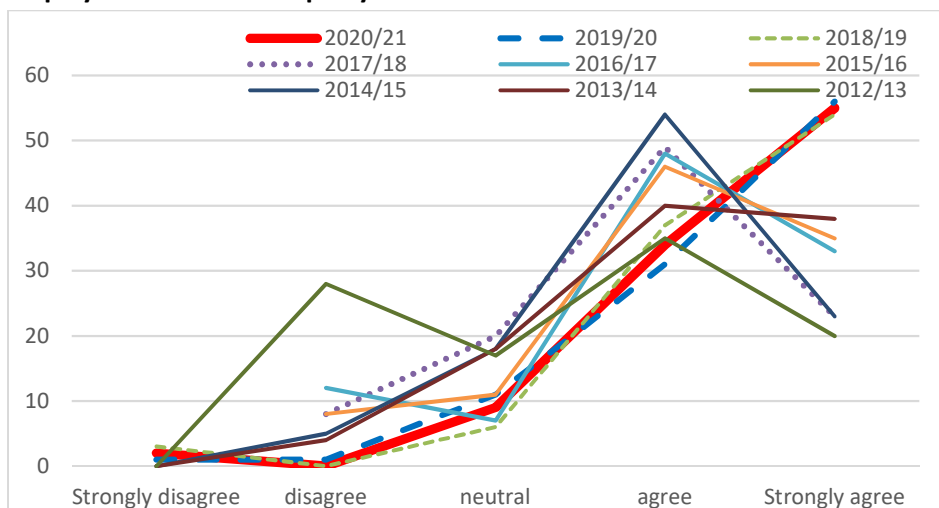
Player Survey Feedback:

- Good number of games (x1)
- Tournaments were well organised (x7)

Recommendation:

- 1) Continue policy of providing numerous games per team
- 2) Continue to advertise draw format in advance so expectations are set

Q8. Male and female players are treated equally



Analysis:

Very positive responses, with Agree remaining high and Strongly Agree its highest ever.

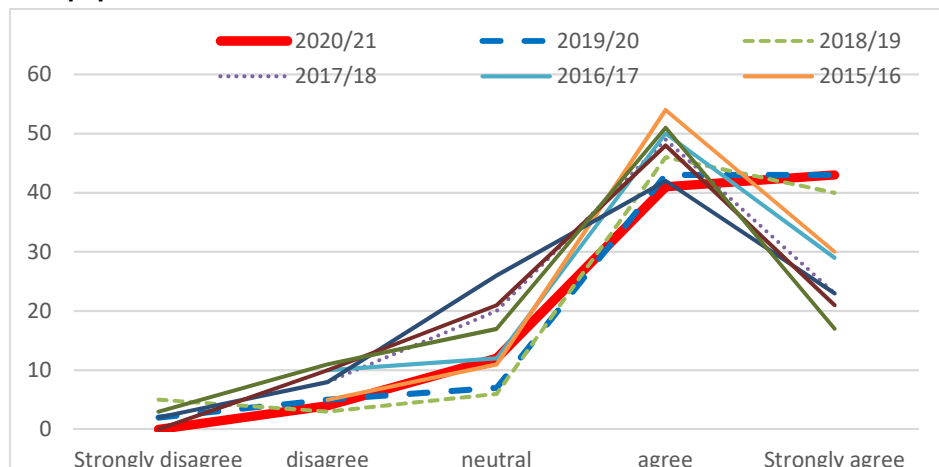
Player Feedback:

- None received

Recommendation:

- Equality levels to be maintained

Q9. The facilities and equipment at the tournaments were suitable for a State-level event



Analysis:

Little change in responses from last season.

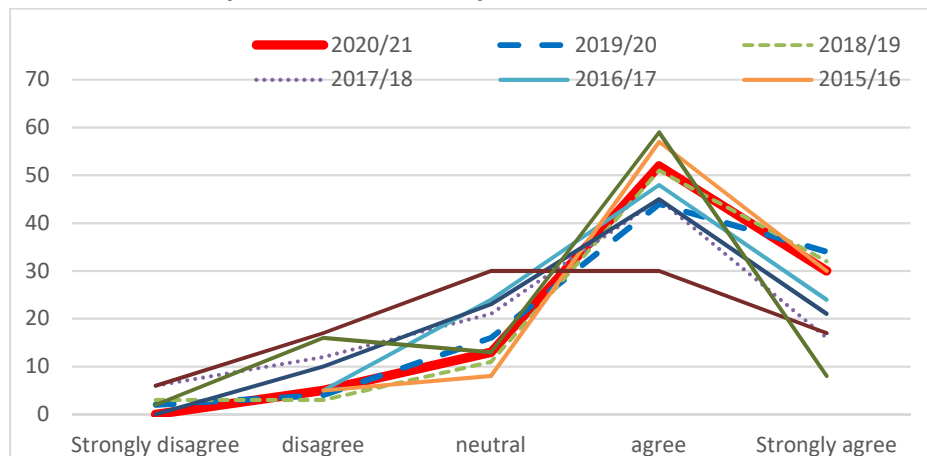
Player Feedback:

- Need commentary to attract a crowd
(note: with COVID Social Distancing requirements some events chose not to provide commentary to avoid crowding).

Recommendation:

- Continue to ensure Promoter Handbook requirements are met

Q10. Each tournament draw was easy to follow and transparent



Analysis

Strongly Agree has increased to its highest level, slight drop in agree

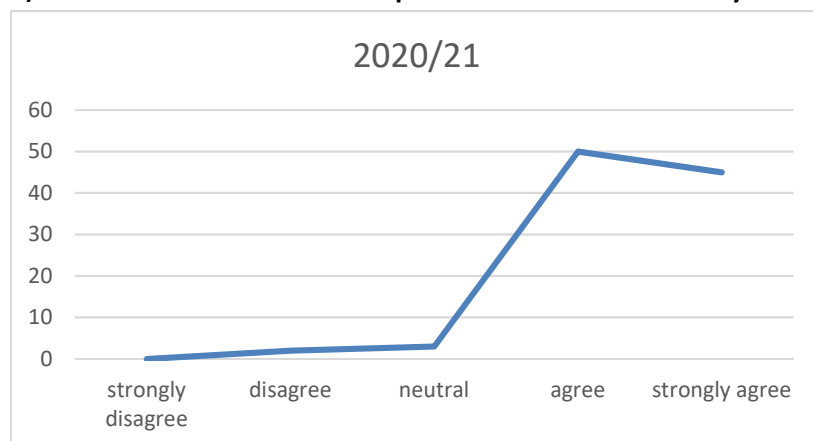
Player Feedback:

- less back to back games (x1)
- Ensure teams have enough warm up time. No duty and play (x1)

Recommendation:

- Keep standardised presentation of draws
- Ensure minimum of 3 games per team is maintained

Q11 (New for this season) The COVID-Safe measures implemented were satisfactory



Analysis

Very positive response

Player Feedback:

- nil

Recommendation:

- Continue to ensure all current COVID requirements are met.

Additional Questions (Open Ended)

Q1. What did you like best about the tournaments you did play?

The following responses received multiple mentions:

- Good level of competition/play (x11)
- Atmosphere/community (x8)
- Tournaments were well organised with good set-up (x7)
- Great locations (x6)
- Good competition (x2)
- Sportsmanship (x2)

Q2. What were the reasons for you choosing NOT to play certain tournaments?

The following responses received multiple mentions:

- Distance to travel; time and cost (x11)
- Work/ other commitments (x19)
- Location/don't like that venue (x3)
- Injury (x3)
- Didn't know about the event (x3)
- Clash with other events (x2)

Additional Feedback

The following comments from the players were either reoccurring or are noteworthy and not covered above:

- Events were great (x9)
- Limit the number of teams in Premier (x2)
- More social things after tournament (x2)
- text or email reminder that registrations for tournaments are due soon (x2)
- Easier way to access draws and important information (x1)
- Commentating at events! Draw a crowd, let people know what they are watching (x1)
- Advertisement needs to be WAY better. More stuff on social media (x1)
- More tournaments in the Central to Northern (x1)
- Ensuring that either finals or from the semi finals have proper qualified/impartial refs (x1)
- More 1 day events (x1)
- More 2 day events (x1)
- Ensure event medical presence/location is clearly advised to players (x1)